



AVIVA

PRODUCT GUIDE 2025

UPDATED MAY 2025

Aviva is a **Distinctive** brand

TABLE OF CONTENTS

MODEL PAGE

VENTILATION

POWER PACK 3

AVD-306PSB3
 AVM-278PS2
 AVM-368PS2
 AVP34108PS2
 AVP44108PS2
 AVP222PSB
 AVP243SB
 AVP283SB

UNDERCABINET 4-5

AVA-306RS2
 AVA-366RS2
 AVB-306RS2
 AVG-306CS2
 AVU243RSB
 AVU303RSB
 AVV-309S2
 AVV-369S2

SLIDE-OUT 5

AVS243SB
 AVS303SB

CHIMNEY 6-7

AVH-308CS2
 AVH-368CS2
 AVN-308CS3
 AVN-368CS3
 AVO-308CS3
 AVO-368CS3
 AVT243CSB2
 AVT303CSB2
 AVW-308CS2
 AVW-368CS2

ISLAND 8

AVI-366IS4
 AVI-369IS3

MODEL PAGE

COOKING

OTR MICROWAVE 9

AOTRM243SB
 AOTRM303SB
 AOTRS304SB

RANGE 10

ACRE24CSB

REFRIGERATION

BOTTOM MOUNT 11-12

ARBM115SB
 ARBM150SE2
 ARBM177SE
 ARBM188SE4
 ARBM188WE4

FRENCH DOOR 13

ARBM184FSE3
 ARBM180FSE

TOP MOUNT 14-15

ARTM116SB
 ARTM142SB
 ARTM180SE
 ARTM180WE

WINE CELLARS + BEVERAGE CENTRES

COMBO 16

BSC42DB3
 VWD42S2

WINE CELLARS 17-18

CWC46DS2
 VPC46DS3
 ABWC232SS
 ABWC1622SS

BEVERAGE CENTRE 19

CBC140SS3

WARRANTY 20

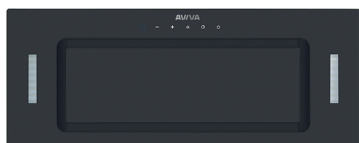
VENTILATION

POWER PACK

MODEL

FINISH

SIZE (W x D)



AVD-306PSB3

BLACK GLASS

29 ½" x 11 ¼"

- Power: 600 CFM, 5-speeds
- Lighting: 2 LED strips, 1.5W (included)
- Controls: Electronic LED controls
- Auto delay-off timer function
- Aluminum mesh filter w/peripheral plate
- Duct transition: 6" round top
- Electrical requirements 120V / 60Hz / 3.7A



AVM-278PS2

201-GRADE SS

27 ¾" x 11 ¾"

AVM-368PS2

35 ½" x 11 ¾"

- Power: 860 CFM, 3-speeds
- Lighting: 2 bulbs, 3W LED (included)
- Controls: Mechanical push buttons
- 2 sets of filters: Aluminum micro hole & stainless steel baffle (included)
- Duct transition: 6" and 8" round top
- Electrical requirements 120V / 60Hz / 2.7A



AVP-34108PS2

430-GRADE SS

34 ⅛" x 18"

AVP-44108PS2

44" x 18"

- Power: 1000 CFM, 4-speeds
- Lighting: 2 bulbs frosted LED 3500k (included)
- Controls: Electronic push buttons with LCD display
- Auto delay-off timer function
- 2 sets of filters: Aluminum micro hole filters and stainless steel baffle filters
- Duct transition: 8" and 10" round top
- Electrical requirements 120V / 60Hz / 3A



AVP222PSB

201-GRADE SS

22" x 11 ¼"

- Power: 200 CFM, 3-speeds
- Lighting: 2 bulbs, 5W LED (included)
- Controls: Mechanical push buttons
- Single aluminum micro hole filter (included)
- Duct transition: 6" round top
- Electrical requirements 120V / 60Hz / 1.3A



AVP243SB

430-GRADE SS

23 ⅝" x 11 ⅝"

AVP283SB

27 ⅝" x 11 ⅝"

- Power: 290 CFM, 3-speeds
- Lighting: 2 bulbs, 2W LED (included)
- Controls: Mechanical push buttons
- Single aluminum mesh filter (included)
- Duct transition: 6" round top
- Electrical requirements 120V / 60Hz / 2A

Models & specifications are subject to change without notice. Please refer to Aviva website for latest updates.

VENTILATION

UNDERCABINET

MODEL

FINISH

SIZE (W x D)



AVA-306RS2

AVA-366RS2

201-GRADE SS

29 ½" x 19 ¾"

35 ½" x 19 ¾"

- Power: 600 CFM, 3-speeds
- Lighting: 2 x 3W LED - 3 levels
- Controls: Soft touch with LCD display
- Auto delay-off timer function
- Clean filter reminder
- Dual motor
- 6" hood height
- 2 sets of filters: aluminum micro hole & stainless steel baffle (included)
- Duct transition: 6" round top and 3 ¼" x 10" rear and top
- Electrical requirements 120V / 60Hz / 2.7A



AVB-306RS2

201-GRADE SS

29 ½" x 19 ¾"

- Power: 600 CFM, 3-speeds
- Lighting: 2 x 3W LED - 3 levels
- Controls: Soft touch with LCD display
- Auto delay-off timer function
- Clean filter reminder
- Dual motor
- 6" hood height
- 2 sets of filters: aluminum micro hole & stainless steel baffle (included)
- Duct transition: 6" round top and 3 ¼" x 10" rear and top
- Electrical requirements 120V / 60Hz / 2.7A



AVG-306CS2

201-GRADE SS

29 ½" x 22"

- Power: 600 CFM, 3-speeds
- Lighting: 2 x 3W LED - 3 levels
- Controls: Soft touch with LCD display
- Auto delay-off timer function
- Clean filter reminder
- Dual motor
- 6" hood height
- 2 sets of filters: aluminum micro hole & stainless steel baffle (included)
- Duct transition: 6" round top and 3 ¼" x 10" rear and top (included)
- Electrical requirements 120V / 60Hz / 0.5A

Models & specifications are subject to change without notice. Please refer to Aviva website for latest updates.

VENTILATION

UNDERCABINET

MODEL

FINISH

SIZE (W x D)



AVU243RSB **AVU303RSB**

201-GRADE SS

23 3/4" x 18 7/8"
29 3/4" x 18 7/8"

- Power: 280 CFM, 2-speeds
- Lighting: 2 bulbs, 3W LED (included)
- Controls: Mechanical push buttons
- 5" hood height
- Aluminum mesh filters

- Duct transition: 3 1/4" x 10" rear and top
- Electrical requirements
110V / 60Hz / 0.45A



AVV-309S2 **AVV-369S2**

201-GRADE SS

29 1/2" x 22"
35 7/16" x 22"

- Power: 900 CFM, 4-speeds
- Lighting: 2 x 3W LED - 3 levels
- Controls: Soft touch with LCD display
- Auto delay-off timer function
- Clean filter reminder
- Dual motor

- 9 13/16" hood height
- Stainless steel baffle filters (included)
- Duct transition: 8" round top
- Electrical requirements
120V / 60Hz / 2.7A

SLIDE-OUT

MODEL

FINISH

SIZE (W x D)



AVS243SB **AVS303SB**

SS FRONT TRIM

23 5/8" x 11"
29 1/2" x 11"

- Power: 290 CFM, 3-speeds
- Lighting: 2 bulbs, 2W LED (included)
- Controls: Mechanical slider
- Depth when open: 17 3/4"
- Overall height: 10 3/4"

- White body with stainless front trim
- Aluminum mesh filter
- Duct transition: 6" round top
- Electrical requirements
120V / 60Hz / 2A

Models & specifications are subject to change without notice. Please refer to Aviva website for latest updates.

VENTILATION

CHIMNEY

MODEL

FINISH

SIZE (W x D)



AVH-308CS2

AVH-368CS2

201-GRADE SS

29 1/2" x 19 3/4"

35 1/2" x 19 3/4"

- Power: 860 CFM, 6-speeds
- Lighting: 2 x 3W LED - 3 levels
- Controls: Soft touch with LCD display
- Auto delay-off timer function
- Clean filter reminder
- 2 sets of filters: aluminum micro hole & stainless steel baffle (included)
- Duct transition: 6" and 8" round top
- Chimney (ducted out) for ceiling heights up to 9'0"
- Optional accessory: Chimney extension AD-884S-22 (884mm high)
- Electrical requirements 120V / 60Hz / 2.7A



AVN-308CS3


AVN-368CS3

201-GRADE SS

29 1/2" x 19 3/4"

35 1/2" x 19 3/4"

- Power: 860 CFM, 6-speeds
- Lighting: 2 x 3W LED - 3 levels
- Controls: Soft touch with LCD Display
- Auto delay-off timer function
- Clean filter reminder
- 2 stainless steel baffle filters (included)
- Duct transition: 6" & 8" round top and 3" 1/4 x 10" rear and top
- Chimney (ducted out) for ceiling heights up to 9'0"
- Optional accessory: Chimney extension AD-884S-22 (884mm high)
- Electrical requirements 120V / 60Hz / 2.7A



AVO-308CS3

AVO-368CS3

201-GRADE SS

29 1/2" x 19 3/4"

35 1/2" x 19 3/4"

- Power: 860 CFM, 6-speeds
- Lighting: 2 x 3W LED - 3 levels
- Controls: Soft touch with LCD display
- Auto delay-off timer function
- Clean filter reminder
- 2 stainless steel baffle filters (included)
- Duct transition: 6" & 8" round top and 3" 1/4 x 10" rear and top
- Chimney (ducted out) for ceiling heights up to 9'0"
- Optional accessory: Chimney extension AD-780S-22 (780mm high)
- Electrical requirements 120V / 60Hz / 2.7A

VENTILATION

CHIMNEY

MODEL

FINISH

SIZE (W x D)



AVT243CSB2
AVT303CSB2

430-GRADE SS

23 5/8" x 19 1/16"
29 1/2" x 19 1/16"

- Power: 290 CFM, 3-speeds
- Lighting: 2 bulbs, 2W LED (included)
- Controls: Mechanical push buttons
- 2 aluminum micro-hole filters
- Duct transition: 6" round top
- Chimney (ducted out) for ceiling heights up to 9'0"
- Electrical requirements: 110V / 60Hz / 1.15A



AVW-308CS2
AVW-368CS2

201-GRADE SS

29 1/2" x 19 3/4"
35 1/2" x 19 3/4"

- Power: 860 CFM, 6-speeds
- Lighting: 2 x 3W LED - 3 levels
- Controls: Soft touch with LCD display
- Auto delay-off timer function
- Clean filter reminder
- 2 sets of filters: aluminum micro hole & stainless steel baffle (included)
- Duct transition: 6" and 8" round top
- Chimney (ducted out) for ceiling heights up to 9'0"
- Optional accessory: Chimney extension AD-800S2 (800mm high)
- Electrical requirements: 120V / 60Hz / 2.7A

VENTILATION

ISLAND

MODEL

FINISH

SIZE (W x D)



AVI-366IS4

430-grade SS +
Black glass frame

35 1/4" x 23 5/8"

- Power: 600 CFM, 4-speeds
- Lighting: 4 square LED lights, 2W (included)
- Control: Electronic LED controls display at front and rear of hood
- Auto delay-off timer function
- 3 Aluminum micro hole filters with stainless steel peripheral plate
- Duct transition: 6" round top
- Chimney (ducted out) for ceiling heights up to 9'0"
- Electrical requirements 120V / 60Hz / 2.7A



AVI-369IS3

201-GRADE SS

35 1/2" x 23 5/8"

- Power: 900 CFM, 6-speeds
- Lighting: 4 x 2W LED - 3 levels
- Controls: Electronic soft touch with LCD display
- Auto delay-off timer function
- Clean filter reminder
- Aluminum micro-hole filters (included)
- Duct transition: 6" and 8" round top
- Chimney (ducted out) for ceiling heights up to 9'0"
- Optional accessory: Chimney extension AD-860S2 (860mm high)
- Electrical requirements 120V / 60Hz / 2.7A

*Both AVI-366IS4 and AVI-369IS3 Island Hoods can be operated from the front and back side of the hood.

VENTILATION - MODEL NUMBER NOMENCLATURE

A	AVIVA
V	Ventilation
LETTER	Model name
##	Size
#	CFM (1 st digit)
C / I / P	Type of Hood: Chimney, Island, Power Pack
B / S	Color: Black / Stainless Steel
#	Generation

VENTILATION WARRANTY: 1-year parts and labor

Models & specifications are subject to change without notice. Please refer to Aviva website for latest updates.

COOKING

OTR MICROWAVE




AOTRM243SB

Black glass + SS trims

23 7/8" x 16 3/4"

- Capacity: 1.4 cu. ft.
- Power: 1000 Watts, 10 levels.
- Ventilation: 300 CFM, 2-speed
- Duct transition: 3" 1/4 x 10" top and rear
- 2 aluminum mesh filters (included)
- Convertible to ductless venting with charcoal filters (included)
- Controls: Soft touch electronic with LED display
- Recessed handle, left-swing
- Multiple cooking modes, including Sensor Cooking
- Overall Height: 17 1/2"
- Lighting: 2 interior lights
- Electrical requirements: 120V / 20A / 60Hz-2450Mhz



AOTRM303SB

Black glass + SS front

29 7/8" x 17 3/8"

- Capacity: 1.7 cu. ft.
- Power: 1000 Watts, 10 levels.
- Ventilation: 300 CFM, 2-speed
- Duct transition: 3" 1/4 x 10" top and rear
- 2 aluminum mesh filters (included)
- Convertible to ductless venting with charcoal filters (included)
- Controls: Soft touch electronic with LED display
- Heavy duty aluminum handle, left-swing
- Multiple cooking modes, including Sensor Cooking
- Overall Height: 16 7/8"
- Lighting: 2 interior lights
- Electrical requirements: 120V / 20A / 60Hz-2450Mhz



AOTRS304SB

Black glass + SS trims

29 7/8" x 18 13/16"

- Capacity: 1.2 cu. ft.
- Power: 1000 Watts, 10 levels.
- Ventilation: 400 CFM, 4-speed
- Duct transition: 9 13/16" x 2 5/8" top and rear
- 1 aluminum mesh filter (included)
- Convertible to ductless venting with charcoal filter (included)
- Controls: Soft touch electronic with LED display
- Recessed handle, left-swing
- Multiple cooking modes, including Sensor Cooking
- Overall Height: 11 3/8"
- Lighting: 2 interior lights
- Electrical requirements: 120V / 20A / 60Hz-2450Mhz

Models & specifications are subject to change without notice. Please refer to Aviva website for latest updates.

COOKING

RANGE

MODEL

FINISH

SIZE (W x D)



ACRE24CSB

Black glass + SS trims

23 ½" x 23 ½"

- Ceran-top electric range
- 4 electric zones:
 - Right-Front: 6", 1200W
 - Right-Rear: 8", 2000W
 - Left-Front: 8", 2000W
 - Left-Rear: 6", 1200W
- Cooking surface indicator lights:
 - On/Off each element
 - Hot-surface
- Oven indicator light
- Oven light
- Knob controls
- LED display for clock & timer
- True convection oven:
 - Bake element: 2300W
 - Broil element: 2600W
 - Convection element: 2300W
- Oven capacity: 2.44 cu/ft
- 6 rack levels
- Includes 2 racks
- Bottom storage drawer
- Electrical requirements:
 - 240V / 60Hz / 35-39.6A

OTR MICROWAVE MODEL NUMBER NOMENCLATURE

A	AVIVA
OTR	Over-The-Range
M / S	Microwave / Slim
##	Size
#	CFM (1st digit)
S	Color: Stainless
B	Builder-focused

*OTR MICROWAVE WARRANTY:
1-year parts and labor*

COOKING RANGE MODEL NUMBER NOMENCLATURE

A	AVIVA
C	Cooking
R	Range
E	Electric
##	Size
C	Convection
S	Color: Stainless
B	Builder-focused

*COOKING RANGE WARRANTY:
2-years parts and labor*

Models & specifications are subject to change without notice. Please refer to Aviva website for latest updates.

REFRIGERATION

BOTTOM MOUNT

MODEL

FINISH

SIZE (W x D x H)



ARBM115SB

STAINLESS STEEL

23 ½" x 27" x 68"

- Freestanding, bottom-mount refrigerator-freezer
- Capacity: 11.5 cu.ft. (Fridge 8.3 + Freezer 3.2)
- Flat door design
- Counter-depth
- Recessed, pocket door handle
- Reversible doors
- Internal electronic soft touch controls
- Interior LED lighting
- Frost-free, multi-airflow cooling system
- 3 glass shelves
- 1 large + 2 small door bins
- Large capacity crisper and 1 deli tray
- Freezer includes 2 glass shelves and 1 drawer
- Energy Star® rated
- R600A Refrigerant gas
- Inverter compressor
- Electrical requirements 120V / 60Hz / 15A



ARBM150SE2

STAINLESS STEEL

27 ⅝" x 26 ½" x 67 ¾"

- Freestanding, bottom-mount refrigerator-freezer
- Capacity: 14.8 cu.ft. (Fridge 10.6 + Freezer 4.2)
- Slightly curved door design
- Counter-depth
- Recessed door handles
- Reversible doors
- Door open alarm
- Internal electronic soft touch controls
- Soft interior LED Lighting
- Multi airflow, ambient cooling system
- Precise temperature control
- Super Cool and Super freeze function
- 3 adjustable glass shelves
- 3 large + 2 adjustable door bins
- Large capacity crisper
- Freezer includes manual ice-maker with ice bin, 2 large drawers + 1 small tray
- Energy Star® rated
- R600A Refrigerant gas
- Inverter compressor
- Electrical requirements 120V / 60Hz / 15A



Models & specifications are subject to change without notice. Please refer to Aviva website for latest updates.

REFRIGERATION

BOTTOM MOUNT

MODEL

FINISH

SIZE (W x D x H)



ARBM177SE

STAINLESS STEEL

31 ¼" x 27 ½" x 68"

- Freestanding, bottom-mount refrigerator-freezer
- Capacity: 17.7 cu. ft. (Fridge 12.7 + Freezer 5)
- Flat-door design
- Metallic liner & backsplash
- Recessed door handles
- Reversible doors
- Door open alarm
- Internal electronic soft touch controls
- Soft interior LED lighting
- Multi airflow, ambient cooling system
- Precise temperature control
- Super Cool and Super freeze function
- 3 adjustable glass shelves
- 1 large + 4 small height-adjustable door bins
- 2 half-width crispers
- Freezer includes 2 large drawers + 2 small trays
- Energy Star® rated
- R600A Refrigerant gas
- Inverter compressor
- Electrical requirements 120V / 60Hz / 15A



ARBM188SE4 ARBM188WE4

STAINLESS STEEL
WHITE

29 ½" x 31 ½" x 66 ¾"

- Freestanding, bottom-mount, single-door slide-out drawer freezer
- Capacity: 18.7 cu. ft. (Fridge 13.1 + Freezer 5.6)
- Flat-door design
- Recessed door handles
- Reversible fridge door
- Door open alarm
- Internal electronic touch controls
- Interior Lighting LED lights
- Dual temperature control system
- 2 height-adjustable glass shelves
- 1 large + 3 small height-adjustable door bins
- 2 crispers with humidity control
- Freezer includes 2 large slide-out bins (1 white + 1 clear)
- Energy Star® rated
- R600A Refrigerant gas
- Inverter compressor
- Electrical requirements 120V / 60Hz / 15A



ARBM188WE4

Models & specifications are subject to change without notice. Please refer to Aviva website for latest updates.

REFRIGERATION

FRENCH DOOR

MODEL

FINISH

SIZE (W x D x H)



ARBM184FSE3

STAINLESS STEEL

29 1/2" x 31" x 66 3/4"

- Freestanding, bottom-mount, French-door, slide-out drawer freezer
- Capacity: 18.4 cu. ft. (Fridge 12.8 + Freezer 5.6)
- Flat-door design
- Recessed door handles
- Internal electronic touch controls
- Door open alarm
- Interior Lighting LED lights
- Precise temperature control
- 2 height-adjustable glass shelves
- 6 large door bins (3 on each side)
- 2 crispers with humidity control
- Freezer includes 2 large storage bins (1 white + 1 clear)
- Energy Star® rated
- R600 Refrigerant gas
- Inverter compressor
- Electrical requirements 120V / 60Hz / 15A



ARBM180FSE

STAINLESS STEEL

32 1/4" x 27 3/8" x 70"

- Freestanding, bottom-mount, French-door, slide-out drawer freezer
- Capacity: 18 cu. ft. (Fridge 12.5 + Freezer 5.4)
- Flat-door design
- Counter-depth
- Recessed door handles
- Internal electronic touch controls
- Interior Lighting LED lights
- 2 height-adjustable + 1 stationary glass shelves
- 6 large + 2 regular door bins
- 2 crispers with humidity control
- 2 large freezer drawers on ball-bearing glides
- Energy Star® rated
- R600 Refrigerant gas
- Inverter compressor
- Electrical requirements 120V / 60Hz / 15A



Models & specifications are subject to change without notice. Please refer to Aviva website for latest updates.

REFRIGERATION

TOP MOUNT

MODEL

FINISH

SIZE (W x D x H)




ARTM116SB

STAINLESS STEEL

23 ½" x 29" x 59 ½"

- Freestanding, top mount refrigerator-freezer
- Capacity: 11.6 cu. ft. (Fridge 8.4 + Freezer 3.2)
- Flat door design
- Recessed door handles
- Reversible doors
- Internal electronic soft touch controls
- Interior LED lighting
- Frost-free, multi-airflow cooling system
- 3 glass shelves
- 2 large + 4 small door bins + bottle/pop can holder bins
- 2 crispers
- Freezer includes 1 wire shelf and 2 large door bins
- R600A Refrigerant gas
- Electrical requirements 120V / 60Hz / 15A



ARTM142SB

STAINLESS STEEL

27 ½" x 29" x 60 ½"

- Freestanding, top mount refrigerator-freezer
- Capacity: 14.2 cu. ft. (Fridge 10.6 + Freezer 3.6)
- Flat door design
- Recessed door handles
- Reversible doors
- Internal electronic soft touch controls
- Interior LED lighting
- Frost-free, multi-airflow cooling system
- 2 adjustable glass shelves
- 2 large door bins
- 1 large crisper
- Freezer includes 1 glass shelf and 2 large door bins
- Energy Star® rated
- R600A Refrigerant gas
- Electrical requirements 120V / 60Hz / 15A



Models & specifications are subject to change without notice. Please refer to Aviva website for latest updates.

REFRIGERATION

TOP MOUNT

MODEL

FINISH

SIZE (W x D x H)



ARTM180SE
ARTM180WE

STAINLESS STEEL
WHITE

29 ¾" x 30 ¾" x 66 ½"

- Freestanding, top mount refrigerator-freezer
- Capacity 18 cu. ft. (Fridge 14 + Freezer 4)
- Flat-door design
- Recessed door handles
- Reversible doors
- Internal electronic touch controls
- Interior LED lighting
- Multi airflow cooling
- Dual temperature control system
- 2 height-adjustable + 1 fixed glass shelves in fridge
- 2 large + 2 small fridge door bins
- 2 crispers with humidity control
- Freezer includes 1 height-adjustable glass shelf & 2 large door bins
- Energy Star® rated
- R600A Refrigerant gas
- Inverter compressor
- Electrical requirements 120V / 60Hz / 15A



ARTM180WE

REFRIGERATION - MODEL NUMBER NOMENCLATURE

A	AVIVA
R	Refrigerator
BM/TM	Bottom-mount / Top-mount
##	Capacity
F	French Door
S/W	Stainless Steel / White
E	Energy Star
#	Generation

WARRANTY: 2-years labor and replacement parts. Additional 3-year warranty, for a total of 5 years on the sealed system (components only).

Models & specifications are subject to change without notice. Please refer to Aviva website for latest updates.

WINE CELLARS & BEVERAGE CENTRES

COMBO

MODEL

FINISH

SIZE (W x D* x H)



BSC42DB3

BLACK + GLASS

23 ¾" x 23 ¼" x 34 ½"

- Dual-zone, temperature range per zone: 39° - 64°F / 4-18°C
- Side by side configuration
- Built in or freestanding
- Flush fit installation
- Capacity: 21 bottles + 64 cans
- Door open alarm
- High-temperature alarm
- Soft-touch electronic controls
- Made of vitrified black glass + tinted and UV treated glass with Low-E argon gas
- SS Tubular Pro handle
- Interior lighting White LED
- Stainless steel kick plate
- 6 full-extension, ball-bearing metal racks with black wooden frontage + 3 glass shelves
- R600a Refrigerant gas



VWD42S2

SS + GLASS

23 ¾" x 23 ¼" x 34 ½"

- Dual-zone temp. range per zone: 39° - 64°F / 4 - 18°C
- Side by side configuration
- Each side convertible to wine or beverage cooler
- Built in or freestanding
- Flush fit installation
- Total Capacity: 42 bottles or 21 bottles + 64 cans
- Door open alarm
- High-temperature alarm
- Soft-touch electronic controls
- Seamless, stainless steel doors
- Tinted glass with Low-E Argon gas
- SS tubular pro handle
- LED lighting color options: White, Blue, Yellow
- Stainless steel kick plate
- 12 wooden shelves with stainless steel front trim
- Includes 3 glass shelves for beverage configuration
- Sabbath mode
- R600a Refrigerant gas

*Depth does not include handle.

Models & specifications are subject to change without notice. Please refer to Aviva website for latest updates.


WINE CELLARS & BEVERAGE CENTRES

WINE CELLAR

MODEL

FINISH

SIZE (W x D* x H)



CWC46DS2

SS + GLASS

23 1/2" x 23 3/4" x 34"

- Dual-zone, temperature range per zone: 41° - 64°F / 5 - 18° C
- Built in or freestanding
- Flush fit installation
- Capacity: 46 bottles
- Seamless, stainless steel door - field reversible
- Door open alarm
- High-temperature alarm
- Electronic touch controls
- UV tinted glass with Low-E Argon gas
- SS Tubular Pro handle
- Interior lighting White LED
- Black kick plate
- 5 soft-closing, full-extension, ball-bearing metal racks with wood front trim
- R600a Refrigerant gas



VPC46DS3

SS + GLASS

23 3/4" x 23 1/2" x 34 1/8"

- Dual-zone temperature range per zone: 39° - 64°F / 4 - 18°C
- Built in or freestanding
- Flush fit installation
- Capacity: 46 bottles
- Seamless, stainless steel door - field reversible
- Door open alarm
- High-temperature alarm
- Soft-touch electronic controls
- Tinted glass with Low-E Argon gas
- SS Tubular Pro handle
- Interior lighting White LED
- Stainless steel kick plate
- 5 full-extension, ball-bearing wooden shelves with stainless steel front trim
- R600a Refrigerant gas



ABWC232SS

SS + GLASS

15" x 22 9/16" x 34 1/4"

- Dual-zone temperature range:
Upper zone: 41° - 54°F / 5 - 12°C
Lower zone: 54° - 65°F / 12 - 18°C
- Built in or freestanding
- Flush fit installation
- Capacity: 23 bottles
- Seamless, stainless steel door - field reversible
- Door open alarm
- High-temperature alarm
- Soft-touch electronic controls
- UV treated glass door
- SS Tubular Pro handle
- Blue LED lighting
- Stainless steel kick plate
- 5 full-extension wooden shelves with stainless steel front trim
- Sabbath mode
- R600a Refrigerant gas

*Depth does not include handle.

Models & specifications are subject to change without notice. Please refer to Aviva website for latest updates.

WINE CELLARS & BEVERAGE CENTRES

WINE CELLAR - FULL SIZE

MODEL

FINISH

SIZE (W x D* x H)



ABWC1622SS

SS + GLASS

23 ½" x 26 ⅞" x 69 ⅝"

- Dual-zone temperature range:
Upper zone: 41° - 54°F / 5 - 12°C
Lower zone: 54° - 65°F / 12 - 18°C
- Built in or freestanding
- Flush fit installation
- Capacity: 162 bottles
- Seamless, stainless steel door - field reversible
- Door open alarm
- High-temperature alarm
- Soft-touch electronic controls
- UV treated glass door
- SS Tubular Pro handle
- Blue LED light strips
- Stainless steel kick plate
- 13 full-extension wooden shelves with stainless steel front trim
- Sabbath mode
- R600a Refrigerant gas

*Depth does not include handle.

Models & specifications are subject to change without notice. Please refer to Aviva website for latest updates.

WINE CELLARS & BEVERAGE CENTRES

BEVERAGE CENTER

MODEL

FINISH

SIZE (W x D* x H)



CBC140SS3

SS + GLASS

23 ½" x 23 ½" x 34"

- Single-zone, temperature range: 34° - 50°F / 1 - 10°C
- Built in or freestanding
- Flush fit installation
- Capacity: 140 cans
- Seamless, stainless steel door - field reversible
- Door open alarm
- High-temperature alarm
- Electronic touch controls
- UV tinted glass with Low-E Argon gas
- SS Tubular Pro handle
- Interior lighting White LED
- Black kick plate
- 3 height-adjustable glass shelves
- R600a Refrigerant gas

**Depth does not include handle.*

WINE CELLARS & BEVERAGE CENTRES - MODEL NUMBER NOMENCLATURE

VP / BS / C	(Series) Vinopazzo / Black (Noire) / C Series
C / B / WC	Cellar / Beverage / Wine Cellar
NUMBER	Capacity
S / D	Single or Dual Zone
S / B	Stainless Steel or Black
#	Generation

WARRANTY: 2-year parts and labor, 5 years on sealed system (parts only).

WARRANTY

VENTILATION AND OTR MICROWAVE

We warrant our hoods and OTR's against defects in materials and workmanship under ordinary residential use for one (1) full year from the date of original retail purchase. This limited warranty applies to any repair and /or replacement parts. This limited warranty is not subject to improper installation, accident, misuse, neglect, fire or other external causes, alterations, repair or commercial use.

COOKING RANGE

We warrant our cooking ranges against defects in materials and workmanship under ordinary residential use for two (2) full years from the date of original retail purchase. This limited warranty applies to any repair and /or replacement parts. This limited warranty is not subject to improper installation, accident, misuse, neglect, fire or other external causes, alterations, repair or commercial use.

REFRIGERATION AND WINE & BEVERAGE CENTRES

Aviva refrigerators, wine cellars and beverage centres carry a two (2) year limited warranty on both parts and labor. Aviva warrants for two (2) years, to the purchaser of every new unit, the cabinet and all parts thereof, to be free from defects in material or workmanship, under normal and proper use and maintenance service as specified by Aviva and upon proper installation and start-up in accordance with the instruction manual supplied with the Aviva unit. Any parts covered under this warranty that are determined by Aviva to have been defective, within the above said period, are limited to the repair or replacement, including labor charges, of defective parts or assemblies.

In addition to the 2 year warranty period stated above, Aviva warrants its hermetically sealed compressor to be free from defects in both material and workmanship, under normal and proper use and maintenance, for a period of an additional 36 months (a total of 5 years on hermetically sealed compressor). The above said extended compressor warranty applies only to hermetically sealed parts of the compressor and DOES NOT apply to any other parts or components, including, but not limited to, cabinet, paint finish, temperature control, refrigerant, metering device, motor starting equipment, fan assembly, or any other electrical component, etc.

[illegible]

800-361-0799

This image shows a single sheet of white paper with horizontal ruling lines. The lines are evenly spaced and run across the width of the page. There are no margins, text, or other markings on the paper.

800-361-0799

This image shows a single sheet of white paper with horizontal ruling lines. The lines are evenly spaced and run across the width of the page. There are no margins, text, or other markings on the paper.

800-361-0799

PRODUCT GUIDE 2025

AV/VA

T 800 361 0799

F 450 682 7943

www.distinctive-online.com

info@distinctive-online.com

HEAD OFFICE & WAREHOUSE

2025 Cunard Street
Laval QC H7S 2N1

WESTERN CANADA WAREHOUSE

NFI 1020 Derwent Way
Delta, BC V3M 5R1

SERVICE DEPARTMENT

service@distinctive-online.com
800 561 7265

ORDER DESK

orderdesk@distinctive-online.com