



PRODUCT GUIDE **2025**

Huebsch is a **Distinctive** brand

TABLE OF CONTENTS

RESIDENTIAL LAUNDRY

Top Load Washers 6

Dryers 7

COMMERCIAL-THROUGH-RETAIL LAUNDRY

Non-Vended Washer & Dryer 8

Coin Drop Washer & Dryer 10

Special Order (Prep for Card) Washer & Dryer 12

WARRANTY

RESIDENTIAL LAUNDRY



COMMERCIAL GRADE MEANS BETTER MADE

Our products are tested to **10,400 cycles** or roughly **25 years** of reliable operation in the average home. That reliability is the direct result of our unwavering commitment to quality materials, components and construction. This is the reason Huebsch is the **No. 1** commercial laundry brand in the world.




SANITIZE

Our highest level of clean starts with the washer. When you want hot, you get exactly that – **100% hot water wash** – because we know hot temps are the best line of defense in killing bacteria. We take it even further by giving you a sanitize cycle on the dryer.



PET PLUS™

Huebsch's Pet Plus cycles offer a highly effective solution for removing hair from your items and keep them looking and smelling great. This cycle leverages the power of **heat and steam** to dry even the bulkiest of pet items. Available in DR7.



STEAM

The DR dryers leverage the power of steam to **refresh items, reduce wrinkles, and soften fabrics** in a flash. No more dryer sheets or ironing clothes. An Anti-Static option can be added to reduce friction between garments. And combine the power of heat and time with steam in the **Steam Sanitize** option to kill 99.9% of common household bacteria (available in DR7).



GLOBAL COMMITMENT

All Huebsch products are 100% designed, developed and produced in their factory in Ripon, Wisconsin for over **100 years**. Huebsch parent company – Alliance Laundry Systems LLC – is the **world's largest manufacturer** of commercial laundry equipment. Their products are now distributed in over 140 countries under 5 global brands.



INDUSTRY-BEST WARRANTY

Huebsch has always taken the lead in providing the industry's best warranties. They provide 5 and 7 year full warranties on their products in Canada, and a **Lifetime** Limited warranty on the stainless steel wash tub and outer drain tub against rust and corrosion. This gives you added peace of mind knowing that Huebsch supports you for the long haul.

TR5 & TR7 Washer

Huebsch Perfect Wash™ System Robust, Quiet and Gentle

Durable 3-Coat Finish
designed to resist years of wear and tear in coin laundromats.

Porcelain-Coated Steel Outer Tub
is designed for use in a coin laundry. It reduces the possibility of chips, cracks or corrosion and it lasts longer than plastic.

Solid Mount Suspension System
featuring a full steel base with heavy-duty springs for best-in-class out-of-balance performance, minimal vibration, and longer machine life.

300 Series Austenitic Stainless Steel Wash Tub
provides better corrosion and wear resistance than competitors with 400 series ferritic stainless steel tubs.

Traditional Full Size Agitator
helps move water through the clothes to create a better, gentler wash.

Heavy-Duty, All-Metal Pulley & Drive System
for years of worry-free operation.

Commercial Grade Electronic Controls
tested to 10,400 cycles.

1 HP Variable Speed Motor
for commercial-grade wash performance.

TC5 Washer

Huebsch Classic Clean™ System Traditional Classic Agitation and Fast Wash Cycles

Simple Controls
for easy operation, which include a deep fill option for extra-large loads.

Durable 3-Coat Finish
designed to resist years of wear and tear in laundromats.

Porcelain-Coated Steel Outer Tub
is designed for use in a laundromat. It reduces the possibility of chips, cracks or corrosion and it lasts longer than plastic.

Solid Mount Suspension System
featuring a steel base with heavy-duty springs for best-in-class out-of-balance performance, minimal vibration, and long machine life.

No Lid Lock
for ease of adding items to the wash mid-cycle.

We use austenitic Stainless Steel to provide better corrosion and wear resistance than competitors with ferritic stainless steel tubs.

Classic Agitator
designed to deliver a fast aggressive wash action.

Heavy-Duty, All-Metal Transmission
produces a 210° stroke for quality clean results.

½ HP, Two-Speed Motor
for a quick aggressive wash.

PRODUCT OVERVIEW

Whether you require a fabric care specialist with quiet operation, like our TR series or a fast cycle, no lid-lock, Classic Clean as delivered by the TC5, Huebsch has them covered.

Best of all, all our pairs now boast the ability to sanitize —something no other brand can claim.

TR7 & DR7 Pair



TR5 & DR5 Pair



TC5 & DC5 Pair



RESIDENTIAL LAUNDRY TOP LOAD WASHERS

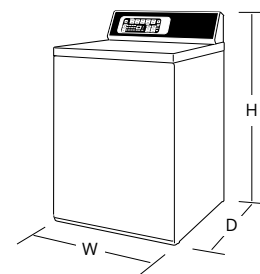


Product Code	TR7104WN	TR5104WN	TC5102WN
Available Colours	White	White	White
Capacity – Cu. Ft.	3.2	3.2	3.2
Stainless Steel Wash Tub	•	•	•
Porcelain Outer Tub	•	•	•
Automatic Balancing System	•	•	•
Agitator	•	•	•
Durable 3 - Coat Finish	•	•	•
End-of-Cycle Signal	•	•	•
Preset Cycles	16	6	6
Temperature Selections	4	4	4
Load Size Selections	4	3	2
Soil Level Selections	4	2	2
Huebsch® Perfect Wash™	•	•	
Variable Speed, 1 HP Motor	•	•	
Quiet Agitation (43dB)	•	•	
Huebsch® Classic Clean™			•
Two-Speed, 1/2 HP Motor			•
Pre-Wash	•		
Time Remaining Display	•		
Favorite Cycles	•		
Speed Cycle	•		
Delay Start	•		
Warranty	7-Year Parts & Labor	5-Year Parts & Labor	5-Year Parts & Labor
Model No.	ZWNE9RSN116CW01	ZWN63RSN116CW01	ZWN632SP116CW02
UPC	810084500309	810084500293	810084500316

Agency approvals: cULus

For the most accurate information, the installation guide should be used for all design and construction purposes. Due to continuous product improvements, design and specifications are subject to change without notice. The quality management systems of Alliance Laundry Systems are registered to ISO 9001.

DIMENSIONS	W-Width	H-Height	D-Depth	Height with Lid Open
TR5104WN	25-5/8"	42-3/4"	28"	53"
TR7104WN	25-5/8"	42-3/4"	28"	53"
TC5102WN	25-5/8"	42-3/4"	28"	53"



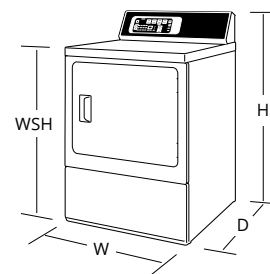
RESIDENTIAL LAUNDRY DRYERS



Product Code	DR7103WE	DR5103WG (Gas) DR5103WE (Electric)	DC5102WE
Available Colours	White	White	White
Capacity – Cu. Ft.	7.0	7.0	7.0
Galvanized Cylinder	●	●	●
ADA Compliant	●	●	●
Cylinder Light	●	●	●
Reversible Door	●	●	●
Lint Filter Guard	●	●	●
Sanitize	●	●	●
Preset Cycles	10	9	4
Temperature Selections	4	5	4
End-of-Cycle Signal	●	●	●
Extended Tumble	●	●	●
Moisture Sensor	●	●	
Commercial Cool-Down Technology	●	●	
Steam Boost	●	●	
Steam Refresh	●	●	
Steam Sanitize	●		
Anti-Static	●		
Time Remaining Display	●		
Favorite Cycles	●		
Pet Plus™ Cycles	●		
Warranty	7-Year Parts & Labor	5-Year Parts & Labor	5-Year Parts & Labor
Model No. (Gas) (Electric)	ZDEE9RYS178CW01	ZDG6HRY5118CW01 ZDE6HRY5178CW01	ZDE4BRGS177CW01
UPC (Gas) (Electric)	810084501597	810084500378 810084500361	810084500354

For the most accurate information, the installation guide should be used for all design and construction purposes. Due to continuous product improvements, design and specifications are subject to change without notice. The quality management systems of Alliance Laundry Systems are registered to ISO 9001.

DIMENSIONS	W-Width	H-Height	D-Depth	WSH-Work Surface Height	Depth with Door Open
DR7103WE	26 7/8" (68.26)	42 3/4" (108.59)	28" (71.12)	36" (91.44)	51 1/2" (130.81)
DR5103WG / DR5103WE	26 7/8" (68.26)	42 3/4" (108.59)	28" (71.12)	36" (91.44)	51 1/2" (130.81)
DC5102WE	26 7/8" (68.26)	42 3/4" (108.59)	28" (71.12)	36" (91.44)	51 1/2" (130.81)



COMMERCIAL TOP LOAD WASHER & MATCHING DRYER


TV2

DV2

Product Code		TV2100WN
Control Option		Mechanical Knob
Color		White
Capacity - lb (kg)		16 (7.2)
Cylinder Volume - cu.ft. (liters)		3.19 (90.3)
Spin Speed G-Force (RPM)		150 (710)
Motor Size - HP (kw)		0.5 (0.37)
Water Consumption Per Cycle - g (liter)*		27.9 (106)
IWF (Water Factor) - gal/ft ³ (liters/liter/cycle)*		8.8 (1.18)
MEF _{J2} (Modified Energy Factor) ft ³ /kWh/cycle (Liters/kWh/cycle)*		1.35 (38.2)
Available Water Temperatures		Hot, Warm, Cold
Available Cycles		Soak/Prewash, Heavy Duty/ Permanent Press, Normal Eco, Delicate
Electrical Requirements (v/Hz/Ph-Amp)		120/60/1 - 15 Amp
Water Pressure - p.s.i (bar)		20-120 (1.4/8.3)
Drain		Pump
Cylinder Finish		Stainless Steel
Net Weight - lb (kg)		186 (84.4)
Shipping Weight - lb (kg)		196 (88.9)
Shipping Dimensions Approx. - in	Width	28.25
	Depth	30
	Height	45
Agency Approvals		cULus
Model No.		YWN432SP115CW01

Product Code		Electric: DV2100WE
Control Option		Mechanical Knob
Color		White
Capacity - lb (kg)		18 (8.2)
Cylinder Volume - cu.ft. (liters)		7.0 (198)
Motor (Thermal Protected)		0.33 HP
Air Outlet Diameter - in		4
Exhaust Airflow - cfm (liters/sec)		220 (105)
Available Cycles		Automatic Permanent Press/Knits, Automatic Regular/Delicate, Time Dry
Electrical Requirements	**Electric	120/208/240/60/1-30 Amp
Heating Element	Electric	5000W, 240V / 4250W, 208V
Net Weight - lb (kg)		130 (58.9)
Shipping Weight - lb (kg)		140 (63.5)
Shipping Dimensions Approx. - in	Width	30.5
	Depth	29.5
	Height	45
Agency Approvals		cULus
Model No.		YDE3TRGS171CW01

DIMENSIONS	Width - in	Height - in	Depth - in	Floor to Door Opening - in	Door Swing - in
TV2100WN	25.625	43	28	53	-
DV2100WE	26.875	43	28	15.44	23.5

For Commercial Use Only

* Average usage based on multiple load sizes and current DOE test protocol. Real usage will vary depending on load size, composition and cycle selectivity.

** Electric dryers are dual rated for 208-240V applications. Using dryer in 208V will reduce the wattage output. An optional kit (965P3) can be used to field convert the unit for 4250 output at 208V.

For the most accurate information, the installation guide should be used for all design and construction purposes. Due to continuous product improvements, design and specifications are subject to change without notice. The quality management systems of Alliance Laundry Systems are registered to ISO 9001.

COMMERCIAL-THROUGH-RETAIL

TV6 & DV6

COIN DROP TOP LOAD WASHER & MATCHING DRYER

BUILT FOR RELIABLE PERFORMANCE

Huebsch® coin drop top load washer and matching dryer combine heavy-duty construction with reliable operation proven to stand the test of time. With features such as water and energy efficient designs, quality internal components and high security systems, owners can depend on Huebsch.

WASHER:

- Durable stainless steel wash tub
- Extract speed of 710 RPM spins clothes out drier
- Automatic Balancing Suspension provides the industry's best out-of balance handling, completing wash cycles without interruption
- Curved four-vane polypropylene agitator provides 210° agitation stroke which delivers superior washability

DRYER:

- Door is reversible for installation flexibility
- High efficiency exhaust blower with superior airflow 220 cfm (105 liters/sec)
- 100% serviceable from the front
- Efficient and fast dry cycle



TV6 Control Panel



DV6 Control Panel



COMMERCIAL TOP LOAD WASHER & MATCHING DRYER

TV6

DV6


Product Code		TV6100WN
Color		White
Capacity - lb (kg)		14 (6.3)
Cylinder Volume - cu.ft. (liters)		3.19 (90.3)
Spin Speed G-Force (RPM)		150 (710)
Motor Size - HP (kw)		0.5 (0.37)
Water Consumption Per Cycle - g (liter)*		28.07 (106)
IWF (Water Factor) - gal/ft³ (liters/liter/cycle)*		8.8 (1.18)
MEF _{j2} (Modified Energy Factor) ft³/kWh/cycle (Liters/kWh/cycle)*		1.35 (38.2)
Available Water Temperatures		Cold, Warm, Hot
Available Cycles		Normal, Synthetic, Delicate
Electrical Requirements (v/Hz/Ph-Amp)		120/60/1 - 15 Amp
Water Pressure - p.s.i (bar)		20-120 (1.4/8.3)
Drain		Pump
Cylinder Finish		Stainless Steel
Net Weight - lb (kg)		206 (93.4)
Shipping Weight - lb (kg)		218 (98.8)
Shipping Dimensions Approx. - in	Width	28.25
	Depth	30
	Height	45
Agency Approvals		cULus
Model No.		HWNNE2SP116CW01

Product Code		Electric: DV6100WE
Color		White
Capacity - lb (kg)		18 (8.2)
Cylinder Volume - cu.ft. (liters)		7.0 (198)
Motor (Thermal Protected)		0.33 HP
Air Outlet Diameter - in		4
Exhaust Airflow - cfm (liters/sec)		220 (105)
Available Cycles		High, Medium, Low, Delicates, No Heat
Electrical Requirements	**Electric	120/208/240/60/1-30 Amp
Heating Element	Electric	5000W, 240V / 4250W, 208V
Net Weight - lb (kg)		150 (68)
Shipping Weight - lb (kg)		161 (73)
Shipping Dimensions Approx. - in	Width	30.5
	Depth	29.5
	Height	45
Agency Approvals		cULus
Model No.		HDENERGS176CW01

DIMENSIONS	Width - in	Height - in	Depth - in	Floor to Door Opening - in	Door Swing - in
TV6100WN	25.625	43.875	28	51	-
DV6100WE	26.875	43.875	28	15.44	23.5

Required Coin Kits For Both Washer and Dryer (sold separately)

Coin Box – Model #: CK043

For Commercial Use Only

*Average usage based on multiple load sizes and current DOE test protocol. Real usage will vary depending on load size, composition and cycle selectivity.

** Electric dryers are dual rated for 208-240V applications. Using dryer in 208V will reduce the wattage output. An optional kit (965P3) can be used to field convert the unit for 4250 output at 208V.

For the most accurate information, the installation guide should be used for all design and construction purposes. Due to continuous product improvements, design and specifications are subject to change without notice. The quality management systems of Alliance Laundry Systems are registered to ISO 9001.

COMMERCIAL-THROUGH-RETAIL SPECIAL ORDER

PREP-FOR-CARD TOP LOAD WASHER & MATCHING DRYER

BUILT FOR RELIABLE PERFORMANCE

Huebsch® prep for card top load washer and matching dryer combine heavy-duty construction with reliable operation proven to stand the test of time. With features such as water and energy efficient designs, quality internal components and high security systems, owners can depend on Huebsch.

WASHER:

- Touch pad control with sound annunciator
- 27 cycle selections
- Multi-level vend pricing
- Extract speed of 710 RPM spins clothes out drier

DRYER:

- Integrated meter case
- Upfront lint filter easy to clean and secured
- Perfect balance of heat, airflow and tumble action for optimal performance and efficiency
- High efficiency exhaust blower with superior airflow 220 cfm (105 liters/sec)



Top Load Washer Control Panel



Dryer Control Panel



COMMERCIAL TOP LOAD WASHER & MATCHING DRYER

HWNKY2SP116CW01


Product Code		Top Load Washer
Color		White
Capacity - lb (kg)		16 (7.3)
Cylinder Volume - cu.ft. (liters)		3.19 (90.3)
Spin Speed G-Force (RPM)		150 (710)
Motor Size - HP (kw)		0.5 (0.37)
Water Consumption Per Cycle - g (liter)*		28.07 (106)
IWF (Water Factor) - gal/ft³ (liters/liter/cycle)*		8.8 (1.18)
MEF _{j2} (Modified Energy Factor) ft³/kWh/cycle (Liters/kWh/cycle)*		1.35 (38.2)
Available Water Temperatures		Cold, Warm, Hot
Available Cycles		Normal, Synthetic, Delicate
Electrical Requirements (v/Hz/Ph-Amp)		120/60/1 - 15 Amp
Water Pressure - p.s.i (bar)		20-120 (1.4/8.3)
Drain		Pump
Cylinder Finish		Stainless Steel
Net Weight - lb (kg)		206 (93.4)
Shipping Weight - lb (kg)		218 (98.8)
Shipping Dimensions Approx. - in	Width	28
	Depth	30
	Height	45
Agency Approvals		cULus
Model No.		HWNKY2SP116CW01

HDENYRGS176CW01


Product Code		Dryer
Color		White
Capacity - lb (kg)		18 (8.2)
Cylinder Volume - cu.ft. (liters)		7.0 (198)
Motor (Thermal Protected)		0.33 HP
Air Outlet Diameter - in		4
Exhaust Airflow - cfm (liters/sec)		220 (105)
Available Cycles		High, Medium, Low, Delicates, No Heat
Electrical Requirements	**Electric	208-240/60/1-30 Amp
Heating Element	Electric	5000W, 240V / 4250W, 208V
Net Weight - lb (kg)		150 (68)
Shipping Weight - lb (kg)		161 (73)
Shipping Dimensions Approx. - in	Width	30.5
	Depth	29.5
	Height	45
Agency Approvals		cULus
Model No.		HDENYRGS176CW01

DIMENSIONS	Width - in	Height - in	Depth - in	Floor to Door Opening - in	Door Swing - in
Top Load Washer	25.625	43	28	51	-
Dryer	26.875	43	28	15.44	23.5

For Commercial Use Only

* Average usage based on multiple load sizes and current DOE test protocol. Real usage will vary depending on load size, composition and cycle selectivity.

** Electric dryers are dual rated for 208-240V applications. Using dryer in 208V will reduce the wattage output. An optional kit (965P3) can be used to field convert the unit for 4250 output at 208V.

For the most accurate information, the installation guide should be used for all design and construction purposes. Due to continuous product improvements, design and specifications are subject to change without notice. The quality management systems of Alliance Laundry Systems are registered to ISO 9001.

LIMITED WARRANTY - RESIDENTIAL LAUNDRY

WHAT THIS LIMITED WARRANTY COVERS AND FOR HOW LONG

Alliance Laundry Systems, Ripon WI 54971, extends this limited warranty to the first single family household consumer, or by warranty transfer to a new owner, of an Alliance Laundry Systems home topload washer and matching dryer. Alliance Laundry Systems will repair or replace, free of charge, any part which fails as a result of a defect in material or workmanship for the time period shown after the date of original installation. Alliance Laundry Systems will also pay the labor charges when service is provided by an Alliance Laundry Systems Authorized Service Company.

NOTE: If the unit is operated in a multiple user setting or commercial application, the unit limited warranty is three (3) years parts warranty only. Labor coverage is not included in this limited warranty.

MECHANICAL CONTROL TOPLOAD WASHER TC5 MODELS STARTING SERIAL NO. 2102000001*

- Five (5) years parts and labor limited warranty on the complete washer.
- Fifteen (15) year limited warranty on the transmission assembly. Year 6 through 15 parts only limited warranty.
- Lifetime limited warranty on the stainless steel tub and outer tub against rust or corrosion.

* For TC5 units prior to Serial No. 2102000001, please consult the Full Warranty bond (see below for link).

MECHANICAL TIMER PAINTED DC5 MODELS STARTING SERIAL NO. 2102000001*

- Five (5) years parts and labor limited warranty on the complete dryer.
- Lifetime limited warranty on commercial steel cylinder against rust or corrosion.

* For DC 5 units prior to Serial No. 2102000001, please consult the Full Warranty bond (see below for link).

MECHANICAL CONTROL TOPLOAD WASHER TR5 MODELS

- Five (5) years parts and labor limited warranty on the complete washer.
- Lifetime limited warranty on the stainless steel tub and outer tub against rust or corrosion.

MECHANICAL CONTROL DRYER DR5 MODELS

- Five (5) years parts and labor warranty on the complete dryer.
- Lifetime limited warranty on commercial steel cylinder and bulkheads against rust or corrosion.

ELECTRONIC DISPLAY TOPLOAD WASHER TR7 MODELS REAR CONTROL

- Five (5) years parts and labor on cabinet assembly against rust from the inside out.
- Seven (7) years parts and labor limited warranty on the rest of the washer.
- Lifetime limited warranty on stainless steel tub and outer tub against rust or corrosion

ELECTRONIC DISPLAY DRYER (PAINTED) DR7 MODELS REAR CONTROL

- Five (5) years parts and labor on cabinet assembly against rust from the inside out.
- Seven (7) years parts and labor warranty on the rest of the dryer.
- Lifetime limited warranty on commercial steel cylinder and bulkheads against rust or corrosion.

To consult the full warranty, please click here: https://docs.alliancelaundry.com/tech_pdf/Production/205267en.pdf

LIMITED WARRANTY - COMMERCIAL-THROUGH-RETAIL

AUTOMATIC TOPLOAD WASHER AND SINGLE ELECTRIC DRYER

WHAT THIS LIMITED WARRANTY COVERS AND FOR HOW LONG.

Alliance Laundry Systems LLC, Ripon, WI 54971 extends this warranty to the first owner, or by warranty transfer to a new owner, of an Alliance Laundry Systems Automatic Topload Washer and Single Electric Dryer. Alliance Laundry Systems will repair or replace, free of charge, any part which fails as a result of a defect in material or workmanship for the period shown, after the date of original installation.

LIMITED PARTS WARRANTY (Parts only)

- Any part of the unit during the first three years (36 months).
- The Topload washer transmission assembly during the first five years (60 months).
- The base assembly and cabinet assembly, including top, lid and door, against rust from the inside out during the first five years (60 months).
- The stainless steel wash tub (Topload Washer) for the life of the washer against rust.

NOTE: For products that are not registered within the first year after shipment, warranty coverage will begin 30 days after shipment for North American shipments.

WHAT THIS LIMITED WARRANTY DOES NOT COVER.

Alliance Laundry Systems will not provide a replacement of any part which fails for reasons other than defective material or workmanship.

This includes, but is not limited to, failure as a result of abuse, misuse (machine overloads), improper installation, transportation damage and chemical damage, or use of ozone systems without factory installed ozone resistant seal.

Alliance Laundry Systems will not pay labor and transportation charges incurred in the replacement of any part.

Alliance Laundry Systems is not responsible for clothing or machine damage caused by foreign objects placed in unit.

Alliance Laundry Systems is not responsible for damage resulting from worn or cracked washer hoses.

Alliance Laundry Systems is not responsible for any consequential damage resulting from any malfunction.

Alliance Laundry Systems shall not be responsible for, and rejects liability for any part failure if such failure is due to an act of God, natural disaster, vandalism, intentional infliction of damage or dereliction.

Alliance Laundry Systems shall not be responsible for freight or transportation costs of any part covered under the terms of the product warranty.

HOW TO OBTAIN REPLACEMENT PARTS UNDER THIS LIMITED WARRANTY.

Parts which fail within the warranty period must be ordered from your local authorized Alliance Laundry Systems parts source. Proof of purchase, model number, serial number and the defective part are required in order to obtain credit.

PRODUCT GUIDE 2025



T 800 361 0799 F 450 682 7943

www.distinctive-online.com info@distinctive-online.com

EASTERN CANADA

Head Office & Warehouse
2025 Cunard Street
Laval, QC H7S 2N1

WESTERN CANADA

Warehouse
NFI 1020 Derwent Way
Delta, BC V3M 5R1

SERVICE DEPARTMENT

service@distinctive-online.com
1-800-561-7265

ORDER DESK

orderdesk@distinctive-online.com