



# **ZEPHYR**

## **PRODUCT GUIDE 2023**

## VENTILATION

## WHY BUY ZEPHYR VENTILATION?

**OVERVIEW**

- 1 Leader in Technology and Innovation
- 2 Highest Quality
- 3 Quietest Hoods in the Industry
- 4 Duct Cover Extension Option up to 12' Ceilings
- 5 Quick-Lock Installation System for Island models – the easiest in the industry
- 6 Versatile Outdoor Options

**1. TECHNOLOGY AND INNOVATION****ZEPHYR CONNECT:**

An exclusive app that allows you to control the range hood remotely or by connecting to your smart devices such as Amazon Alexa or Google Home smart speaker for voice activation.

**LUMILIGHT LED LIGHT BULBS:**

25,000 hour lifetime; dimmable LED; natural 3,000k color output; 3 year warranty.

**POWERWAVE™ BLOWER TECHNOLOGY:**

Designed to deliver best-in-class performance with unparalleled quiet operation, inspired by 3-phase AC power. This system allows for a dual internal blower to achieve 1,300 CFM in certain models.

**AIRFLOW CONTROL TECHNOLOGY™ (ACT™):**

Allows for restricted CFM levels based on Make-Up Air requirements.

**BLUETOOTH® TECHNOLOGY:**

Stream your favourite playlists from various Bluetooth® devices. Currently available in the Roma Groove Wall hood.

**2. HIGH QUALITY**

Zephyr uses high quality stainless steel that is welded and polished so there are no sharp edges or seams.

**3. QUIETEST HOODS IN THE INDUSTRY**

Zephyr ventilation products can get as low as 0.5 sones—that's the same level of sound as a soft whisper. Or as low as 1 sone, same as a refrigerator hum.

**4. DUCT COVER EXTENSION OPTION UP TO 12 FEET**

All chimney wall and island range hoods can reach ceiling heights of up to 12' with the optional Duct Cover Extension.

**5. QUICK-LOCK INSTALLATION SYSTEM**

Install an island range hood in 3 easy steps—what used to take 3+ people, now only takes 2! It's the easiest island range hood installation system in the industry.

**6. VERSATILE OUTDOOR OPTIONS**

From inserts to wall models, Zephyr outdoor ventilation systems all share the same great features:

304 stainless steel; pro baffle filters; powerful blowers up to 1,200 CFM; large depth and range of widths to cover even the largest of grills.

**COLLECTIONS**

CORE  
PRO  
DESIGNER  
BRISAS BY ZEPHYR

**MODEL + INSTALL TYPE**
**PAGE**
**VENTILATION**
**UNDER-CABINET**

Breeze I (AK11)		4
Breeze II (AK12)	BLACK SS	4
Cyclone (AK65)	BLACK SS	5
Gust (AK71)		7
Hurricane (AK25)		5
Pisa (ZPI)		6
Pyramid (ZPY)		6
Tempest I (AK70)		7
Tidal I (AK73)	ZEPHYR CONNECT	8
Typhoon (AK21)		5

**WALL**

Anzio (ZAN)	BLACK SS	11
Apex (DAP)		16
Cypress (AK78)	OUTDOOR	29
Horizon (DHZ)		18
Layers (DLA)		17
Lucé (ZLU)		14
Mesa (DME)		17
Milano (ZMI)	ZEPHYR CONNECT	15
Modena (ZMO)		14
Okeanito (COK)		18
Ombra (ZOM)	BLACK SS	10
Ravenna (ZRV)	BLACK SS	11
Roma (ZRO)		11
Roma Groove (ZRG)	BLUETOOTH	12
Roma Pro (ZRP)	POWERWAVE™	13
Savona (ZSA)	BLACK SS	10
Siena (ZSI)		12
Siena ES (ZSI)	ENERGY STAR	12
Siena Pro (ZSP)		12
Tempest II (AK75)		9
Tidal II (AK74)	ZEPHYR CONNECT	8
Titan (AK76)	POWERWAVE™	13
Venezia (ZVE)	ZEPHYR CONNECT	15
Verona (ZVO)		14
Vista (DVS)		16

**ISLAND**

Anzio (ZAZ)		19
Lucé (ZLC)		20
Lux Connect (ALU)	ZEPHYR CONNECT	23
Milano (ZML)	ZEPHYR CONNECT	21
Modena (ZMD)		20

**MODEL + INSTALL TYPE**
**PAGE**
**VENTILATION cont.**
**ISLAND**

Napoli (ZNA)	ZEPHYR CONNECT	21
Ravenna (ZRE)	BLACK SS	19
Roma (ZRM)		19
Siena Pro (ZSL)		22
Titan (AK77)	POWERWAVE™	22
Trapeze (CTP)		22
Verona (ZVN)		20
Vista (DVL)		21

**DOWNDRAFT**

Lift (DLI)	24
Sorrento (DD1)	24

**INSERT**

Monsoon (AK94)	ZEPHYR CONNECT	28
Monsoon I (AK92)		28
Monsoon II (AK93)		28
Monsoon Mini (AK91)		27
Monsoon Mini II (AK95)		27
Spruce (AK98)	OUTDOOR	29
Tornado Glo (AK85)		26
Tornado I (AK81)		25
Tornado II (AK82)		26
Tornado III (AK83)		26
Tornado Mini (AK84)		25
Tornado Mini ES (AK84)	ENERGY STAR	25
Twister (AK80)		25
Vortex (AK90)		27

**BRISAS BY ZEPHYR - VENTILATION 30**
**BRISAS BY ZEPHYR - REFRIGERATION 31**  
Beverage Coolers  
Wine Coolers

**MISCELLANEOUS**

Accessories	32
-------------	----

**ZEPHYR WARRANTY 33**
**BRISAS REFRIGERATION WARRANTY 34**

UNDER-CABINET

CORE COLLECTION



BREEZE I

MODEL

FINISH

SIZE W x D

**BREEZE I 250 CFM Range Hood w/ Slide Controls, Recirculating Option, and LED Lighting**

AK1124BW	W	24" x 20-3/32"
AK1124BS	S	24" x 20-3/32"
AK1100BB	B	30" x 20-3/32"
AK1100BW	W	30" x 20-3/32"
AK1100BS	S	30" x 20-3/32"
AK1136BB	B	36" x 20-3/32"
AK1136BW	W	36" x 20-3/32"
AK1136BS	S	36" x 20-3/32"

- Max. Blower CFM: 250
- 5-1/2" body height
- 3-speed mechanical slide controls
- 3-1/4"x10" vertical ducting
- 3-1/4"x10" horizontal ducting
- Extra-wide aluminum mesh filters
- 6W LumiLight LED lights
- Dual-level lighting

**Accessories**

0AK11-21001	Recirculating Kit (w/ charcoal filter)
0AK11-20001	Charcoal Filter Replacement (2 per kit)

CORE COLLECTION



BREEZE II

**BREEZE II 400 CFM Range Hood w/ Electronic Controls and LED Lighting**

AK1200CB	B	30" x 20"
AK1200CW	W	30" x 20"
AK1200CS	S	30" x 20"
AK1200CBS	Blk SS	30" x 20"
AK1236CB	B	36" x 20"
AK1236CW	W	36" x 20"
AK1236CS	S	36" x 20"
AK1236CBS	Blk SS	36" x 20"

- Max. Blower CFM: 400
- 5-1/2" body height
- Auto delay-off
- 7" or 3-1/4"x10" vertical ducting
- 3-1/4"x10" horizontal ducting
- 3-speed electronic controls
- 6W LumiLight LED lights
- Dual-level lighting
- Extra-wide aluminum mesh filters

**Accessories**

ZRC-0012	Recirculating Kit (w/ charcoal filter)
0AK11-20001	Charcoal Filter Replacement (2 per kit)
MUA006A	Make-Up Air Kit

Finish: (B)-Black (W)-White (S)-Stainless Steel (Blk SS)-Black Stainless Steel  
Warranty: 3 years non-consumable parts, 1 year labor

UNDER-CABINET

CORE COLLECTION



CYCLONE

MODEL	FINISH	SIZE W x D
<b>CYCLONE 600 CFM Self-Cleaning Hood w/ Slide Controls and LED Lighting</b>		
AK6500CB	B	30" x 22-1/4"
AK6500CW	W	30" x 22-1/4"
AK6500CS	S	30" x 22-1/4"
AK6500CBS	Blk SS	30" x 22-1/4"
AK6536CB	B	36" x 22-1/4"
AK6536CW	W	36" x 22-1/4"
AK6536CS	S	36" x 22-1/4"
AK6536CBS	Blk SS	36" x 22-1/4"
AK6542CS	S	42" x 22-1/4"
<ul style="list-style-type: none"> <li>•Max. Blower CFM: 600</li> <li>•6-3/8" body height</li> <li>•3-speed mechanical slide controls</li> <li>•6" or 3-1/4"x10" vertical ducting</li> <li>•3-1/4"x10" horizontal ducting</li> <li>•Self cleaning</li> <li>•6W LumiLight LED lights</li> <li>•Dual-level lighting</li> </ul>		
<b>Accessories</b>		
MUA006A	Make-Up Air Kit	

CORE COLLECTION



HURRICANE

ACT™

MODEL	FINISH	SIZE W x D
<b>HURRICANE 695 CFM Self-Cleaning Hood w/ Airflow Control Technology (ACT™) and LED Lighting</b>		
AK2500CB	B	30" x 22-1/8"
AK2500CW	W	30" x 22-1/8"
AK2500CS	S	30" x 22-1/8"
AK2536CB	B	36" x 22-1/8"
AK2536CW	W	36" x 22-1/8"
AK2536CS	S	36" x 22-1/8"
<ul style="list-style-type: none"> <li>•Max. Blower CFM: 695</li> <li>•ACT Max. Blower CFM: 390, 290</li> <li>•7" body height</li> <li>•Self cleaning</li> <li>•7" or 3-1/4"x10" vertical ducting</li> <li>•3-1/4"x10" horizontal ducting</li> <li>•3-speed electronic touch controls</li> <li>•6W LumiLight LED lights</li> <li>•Dual-level lighting</li> <li>•Auto delay-off</li> </ul>		
<b>Accessories</b>		
MUA008A	Make-Up Air Kit	

CORE COLLECTION



TYPHOON

ACT™

MODEL	FINISH	SIZE W x D
<b>TYPHOON 850 CFM Self-Cleaning Hood with LED Lighting and ACT™</b>		
AK2100CB	B	30" x 20-3/4"
AK2100CW	W	30" x 20-3/4"
AK2100CS	S	30" x 20-3/4"
AK2136CB	B	36" x 20-3/4"
AK2136CW	W	36" x 20-3/4"
AK2136CS	S	36" x 20-3/4"
AK2142CS	S	42" x 20-3/4"
AK2148CS	S	48" x 20-3/4"
<ul style="list-style-type: none"> <li>•Max. Blower CFM: 850</li> <li>•ACT Max. Blower CFM: 390, 290</li> <li>•7-7/8" body height</li> <li>•Self cleaning</li> <li>•7" or 3-1/4"x10" vertical ducting</li> <li>•3-1/4"x10" horizontal ducting</li> <li>•6-speed capacitive touch controls</li> <li>•6W LumiLight LED lights</li> <li>•Tri-level lighting</li> <li>•Auto delay-off</li> </ul>		
<b>Accessories</b>		
MUA008A	Make-Up Air Kit	

Finish: (B)-Black (W)-White (S)-Stainless Steel (Blk SS)-Black Stainless Steel  
Warranty: 10 years non-consumable parts, 1 year labor

UNDER-CABINET



PYRAMID

MODEL	FINISH	SIZE W x D
<b>PYRAMID 400 CFM Pyramid-Shaped Hood w/ Perimeter Aspiration System and LED Lighting</b>		
ZPY-E30BS	S	30" x 21"
ZPY-E36BS	S	36" x 21"
<b>PYRAMID 290 CFM Pyramid-Shaped Hood w/ Perimeter Aspiration System and LED Lighting</b>		
ZPY-E30BS290	S	30" x 21"
<ul style="list-style-type: none"> <li>•Max. Blower CFM: 400 or 290</li> <li>•7-3/8" body height</li> <li>•3-speed mechanical slide controls</li> <li>•Perimeter aspiration system</li> <li>•7" or 3-1/4"x10" vertical ducting</li> <li>•3-1/4"x10" horizontal ducting</li> <li>•6W LumiLight LED lights</li> <li>•Dual-level lighting</li> <li>•Aluminum mesh filters</li> </ul>		
<b>Accessoires</b>		
ZRC-00PY	Recirculating Kit (w/ charcoal filters)	
ZOF-C009	Charcoal Filter Replacement (each)	
MUA006A	Make-Up Air Kit	



PISA

<b>PISA 500 CFM Designer Hood w/ Sliding Glass and LED Lighting</b>		
ZPI-E24BG	S* w/ Glass	24" x 18-3/4"
ZPI-E24BW	W* w/ Glass	24" x 18-3/4"
ZPI-E30BG	S* w/ Glass	30" x 18-3/4"
ZPI-E30BW	W* w/ Glass	30" x 18-3/4"
ZPI-E36BG	S* w/ Glass	36" x 18-3/4"
<b>PISA 290 CFM Designer Hood w/ Sliding Glass and LED Lighting</b>		
ZPI-E24BG290	S* w/ Glass	24" x 18-3/4"
ZPI-E24BW290	W* w/ Glass	24" x 18-3/4"
ZPI-E30BG290	W* w/ Glass	30" x 18-3/4"
ZPI-E30BW290	W* w/ Glass	30" x 18-3/4"
ZPI-E36BG290	S* w/ Glass	36" x 18-3/4"
<ul style="list-style-type: none"> <li>•Max. Blower CFM: 500 or 290</li> <li>•1-1/2" body height**</li> <li>•Sliding glass canopy</li> <li>•6" round vertical ducting</li> <li>•6" round horizontal ducting</li> <li>•3-speed mechanical slide controls</li> <li>•6W LumiLight LED lights</li> <li>•Dual-level lighting</li> <li>•Aluminum mesh filters</li> </ul>		
<b>Accessoires</b>		
ZRC-00PI	Recirculating Kit (w/ charcoal filters)	
ZOF-C0PI	Charcoal Filter Replacement (each)	
MUA006A	Make-Up Air Kit	

\* Refers to handle color. Body is painted gray.

\*\* A 9-9/16" blower housing is installed in the upper cabinet.

Finish: (W)-White (S)-Stainless Steel  
Warranty: 3 years non-consumable parts, 1 year labor

UNDER-CABINET



GUST

MODEL FINISH SIZE W x D

**GUST 400 CFM 7-3/8in Tall Euro-Pro Hood w/ Baffle Filters and LED Lighting**

AK7100BS-BF	S	30" x 21"
AK7136BS-BF	S	36" x 21"

**GUST 290 CFM 7-3/8in Tall Euro-Pro Hood w/ Baffle Filters and LED Lighting**

AK7100BS290-BF	S	30" x 21"
AK7136BS290-BF	S	36" x 21"

- Max. Blower CFM: 400 or 290
- 7-3/8" body height
- 3-speed mechanical slide controls
- 7" or 3-1/4"x10" vertical ducting
- 3-1/4"x10" horizontal ducting
- Baffle filters
- 6W LumiLight LED lights
- Dual-level lighting

**Accessories**

ZRC-0071	Recirculating Kit (w/ charcoal filters)
ZOF-C005	Charcoal Filter Replacement (each)
MUA006A	Make-Up Air Kit



TEMPEST I  
ACT™

**TEMPEST I 650 CFM 11in Tall Pro-Style Hood w/ LED Lighting and ACT™**

AK7000CS	S	30" x 22-1/2"
AK7036CS	S	36" x 22-1/2"
AK7042CS	S	42" x 22-1/2"
AK7048CS	S	48" x 22-1/2"

- Max. Blower CFM: 650 (included)
- Max. Blower CFM: 1,200 (optional)
- ACT Max. Blower CFM: 390, 290
- 11" body height
- Auto delay-off
- 8" or 10" round vertical ducting
- 8" or 3-1/4"x10" horizontal ducting
- 6-speed electronic touch controls
- CleanAir function
- 6W LumiLight LED lights
- Dual-level lighting
- Pro baffle filters
- Wireless remote option

**Accessories and Blowers**

AK0720	12" Duct Cover (For AK7000CS)
AK0726	12" Duct Cover (For AK7036CS)
AK0722	12" Duct Cover (For AK7042CS)
AK0728	12" Duct Cover (For AK7048CS)
AK1720	24" Duct Cover (For AK7000CS)
AK1726	24" Duct Cover (For AK7036CS)
AK1722	24" Duct Cover (For AK7042CS)
AK1728	24" Duct Cover (For AK7048CS)
ZRC-7000C*	Recirculating Kit (For AK7000CS, w/ charcoal filters)
ZRC-7036C*	Recirculating Kit (For AK7036CS, w/ charcoal filters)
ZRC-7042C*	Recirculating Kit (For AK7042CS, w/ charcoal filters)
ZRC-7048C*	Recirculating Kit (For AK7048CS, w/ charcoal filters)
ZOF-C002	Charcoal Filter Replacement (each)
PBD-1200A**	1,200 CFM Internal Blower Kit (10" round duct)
14000005	RF Wireless Remote Control
MUA008A	Make-Up Air Kit (650 CFM)
MUA010A	Make-Up Air Kit (1,200 CFM)

\*ZRC-70xxC recirculating kits are compatible with 650-CFM internal blower only (blower included with hood). ZRC-70xxC includes a 4-inch tall return-air box, so please plan your installation accordingly.

\*\*PBD-1200A is a dual internal blower kit with a single blower and two blower openings. To complete the kit you must remove the blower from the hood and install it into the PBD-1200A kit.

**NOTE:** PBD-1200A blower is only compatible with models AK7036CS, AK7042CS and AK7048CS.

Finish: (S)-Stainless Steel

Warranty: 3 years non-consumable parts, 1 year labor

UNDER-CABINET

PRO COLLECTION



TIDAL I

ACT 



shown with recirculating kit

PRO COLLECTION



TIDAL II

ACT 

MODEL

FINISH

SIZE W x D

**TIDAL I 700 CFM 11in Tall Pro-Style Hood w/ Zephyr Connect + PowerWave™ Blower**

AK7300AS	S	30" x 22-1/2"
AK7336AS	S	36" x 22-1/2"

- Max. Blower CFM: 700 (included)
- Max. Blower CFM: 1,300 (optional)
- ACT Max. Blower CFM: 590, 390, 290
- 11" body height
- Zephyr Connect app compatible
- 8" or 10" round vertical ducting
- 8" or 3-1/4"x10" horizontal ducting
- 6-speed proximity controls
- CleanAir function
- 6W LumiLight LED lights
- Tri-level lighting
- Pro baffle filters
- Auto delay-off

**Accessories and Blowers**

PBD-1300B*	1,300 CFM Internal Blower Kit (10" round duct)
AK0720	12" Duct Cover (For AK7300AS)
AK0726	12" Duct Cover (For AK7336AS)
AK1720	24" Duct Cover (For AK7300AS)
AK1726	24" Duct Cover (For AK7336AS)
ZRC-7000C**	Recirculating Kit (For AK7300AS, w/ charcoal filters)
ZRC-7036C**	Recirculating Kit (For AK7336AS, w/ charcoal filters)
ZOF-C002	Charcoal Filter Replacement (each)
14000005	RF Wireless Remote Control
MUA008A	Make-Up Air Kit (700 CFM)
MUA010A	Make-Up Air Kit (1,300 CFM)

**TIDAL II 700 CFM 18in Tall Pro-Style Hood w/ Zephyr Connect + PowerWave™ Blower**

AK7400AS	S	30" x 24"
AK7436AS	S	36" x 24"
AK7448AS	S	48" x 24"

- Max. Blower CFM: 700 (included)
- Max. Blower CFM: 1,300 (optional)
- ACT Max. Blower CFM: 590, 390, 290
- Zephyr Connect app compatible
- 8" or 10" round vertical ducting
- 8", 10" or 3-1/4"x10" horizontal ducting
- 6-speed proximity controls
- CleanAir function
- 6W LumiLight LED lights
- Tri-level lighting
- Pro baffle filters
- Auto delay-off

**Accessories and Blowers**

PBD-1300B*	1,300 CFM Internal Blower Kit (10" round duct)
AK0720	12" Duct Cover (For AK7400AS)
AK0726	12" Duct Cover (For AK7436AS)
AK0728	12" Duct Cover (For AK7448AS)
AK1720	24" Duct Cover (For AK7400AS)
AK1726	24" Duct Cover (For AK7436AS)
AK1728	24" Duct Cover (For AK7448AS)
ZRC-7000C**	Recirculating Kit (For AK7400AS, w/ charcoal filters)
ZRC-7036C**	Recirculating Kit (For AK7436AS, w/ charcoal filters)
ZRC-7048C**	Recirculating Kit (For AK7448AS, w/ charcoal filters)
ZOF-C002	Charcoal Filter Replacement (each)
14000005	RF Wireless Remote Control
MUA008A	Make-Up Air Kit (700 CFM)
MUA010A	Make-Up Air Kit (1,300 CFM)

\*PBD-1300B is a dual internal blower kit with a single blower and two blower openings. To complete the kit you must remove the blower from the hood and install it into the PBD-1300B kit.

**NOTE:** PBD-1300B blower is not compatible with the AK7300AS model.

\*\*ZRC-70xxC recirculating kits are compatible with 700-CFM internal blower only (blower included with hood). ZRC-70xxC includes a 4-inch tall return-air box, so please plan your installation accordingly.



**DID YOU KNOW** Zephyr Connect is an exclusive app that allows you to control the range hood remotely from anywhere with an easy-to-use interface and enhanced product features. Change the fan speed, set the delay-off, turn lights on/off, and more. Connect to your smart devices such as Amazon Alexa or Google Home smart speakers for voice activation and hands free operation. Available on the App Store or Google Play.

Finish: (S)-Stainless Steel

Warranty: 3 years non-consumable parts, 1 year labor

WALL



TEMPEST II  
ACT™

MODEL

FINISH

SIZE W x D

**TEMPEST II 650 CFM 18in Tall Pro-Style Hood w/ LED Lighting and ACT™**

AK7500CS	S	30" x 24"
AK7536CS	S	36" x 24"
AK7542CS	S	42" x 24"
AK7548CS	S	48" x 24"
AK7554CS	S	54" x 24"

- |  |   |  |
|--|---|--|
| <ul style="list-style-type: none"> <li>•Max. Blower CFM: 650 (included)</li> <li>•Max. Blower CFM: 1,200 (optional)</li> <li>•ACT Max. Blower CFM: 390, 290</li> <li>•Wireless remote option</li> <li>•8" or 10" round vertical ducting</li> </ul> | <ul style="list-style-type: none"> <li>•8", 10" or 3-1/4"x10" horizontal ducting</li> <li>•6-speed electronic touch controls</li> <li>•CleanAir function</li> <li>•6W LumiLight LED lights</li> </ul> | <ul style="list-style-type: none"> <li>•Dual-level lighting</li> <li>•Pro baffle filters</li> <li>•Auto delay-off</li> </ul> |
|--|---|--|

**Accessories and Blowers**

AK0720	12" Duct Cover (For AK7500CS)
AK0726	12" Duct Cover (For AK7536CS)
AK0722	12" Duct Cover (For AK7542CS)
AK0728	12" Duct Cover (For AK7548CS)
AK0724	12" Duct Cover (For AK7554CS)
AK1720	24" Duct Cover (For AK7500CS)
AK1726	24" Duct Cover (For AK7536CS)
AK1722	24" Duct Cover (For AK7542CS)
AK1728	24" Duct Cover (For AK7548CS)
AK1724	24" Duct Cover (For AK7554CS)
ZRC-7000C*	Recirculating Kit (For AK7500CS, w/ charcoal filters)
ZRC-7036C*	Recirculating Kit (For AK7536CS, w/ charcoal filters)
ZRC-7042C*	Recirculating Kit (For AK7542CS, w/ charcoal filters)
ZRC-7048C*	Recirculating Kit (For AK7548CS, w/ charcoal filters)
Z0F-C002	Charcoal Filter Replacement (each)
PBD-1200A**	1,200 CFM Internal Blower Kit (10" round duct)
14000005	RF Wireless Remote Control
MUA008A	Make-Up Air Kit (650 CFM)
MUA010A	Make-Up Air Kit (1,200 CFM)

\*ZRC-70xxC recirculating kits are compatible with 650-CFM internal blower only (blower included with hood). ZRC-70xxC includes a 4-inch tall return-air box, so please plan your installation accordingly.

\*\*PBD-1200A is a dual internal blower kit with a single blower and two blower openings. To complete the kit you must remove the blower from the hood and install it into the PBD-1200A kit.

Finish: (S)-Stainless Steel  
Warranty: 3 years non-consumable parts, 1 year labor

WALL



OMBRA  
ACT™



SAVONA  
ACT™

MODEL

FINISH

SIZE W x D

**OMBRA 600 CFM Traditional Wall Hood w/ Airflow Control Technology (ACT™) and LED Lighting**

ZOM-E30BS	S	30" x 19-3/4"
ZOM-E30BBS	Blk SS	30" x 19-3/4"
ZOM-E36BS	S	36" x 19-3/4"
ZOM-E36BBS	Blk SS	36" x 19-3/4"

- Max. Blower CFM: 600
- ACT Max. Blower CFM: 390, 290
- Auto delay-off
- 4-speed capacitive touch controls
- 6" round vertical ducting
- Accommodates 9'4" ceiling height
- 6W LumiLight LED lights
- Dual-level lighting
- Aluminum mesh filters

**Accessories**

ZRC-01OM	Recirculating Kit (w/ charcoal filters)
ZOF-C091	Charcoal Filter Replacement (each)
Z1C-01OMS	Stainless Steel Duct Cover Extension, (For up to a 12' ceiling)
Z1C-01OMBS	Black SS Duct Cover Extension, (For up to a 12' ceiling)
MUA006A	Make-Up Air Kit
ZOF-B002	Hybrid Baffle Filter Kit (2 filters)

**SAVONA 600 CFM Classic Curved Body Wall Hood w/ ACT™ & LED lights**

ZSA-E30FB	B	30" x 19-1/2"
ZSA-E30FW	W	30" x 19-1/2"
ZSA-E30FS	S	30" x 19-1/2"
ZSA-E30FBS	Blk SS	30" x 19-1/2"
ZSA-M90FB	B	35-7/16" x 19-1/2"
ZSA-M90FW	W	35-7/16" x 19-1/2"
ZSA-M90FS	S	35-7/16" x 19-1/2"
ZSA-M90FBS	Blk SS	35-7/16" x 19-1/2"

- Max. Blower CFM: 600
- ACT Max. Blower CFM: 390, 290
- Auto delay-off
- 5-speed ICON Touch® controls
- 6" round vertical ducting
- Accommodates 9'7" ceiling height
- 6W LumiLight LED lights
- Dual-level lighting
- Aluminum mesh filters

**Accessories**

ZRC-00SV	Recirculating Kit (w/ charcoal filters)
ZOF-C002	Charcoal Filter Replacement (each)
Z1C-01SAB	Duct Cover Extension, B (For up to a 12' ceiling)
Z1C-01SAW	Duct Cover Extension, W (For up to a 12' ceiling)
Z1C-01SA	Duct Cover Extension, S (For up to a 12' ceiling)
Z1C-01SABS	Duct Cover Extension, Blk SS (For up to a 12' ceiling)
MUA006A	Make-Up Air Kit
ZOF-B001	Baffle Filter Kit (2 filters)
RC-0002	Wireless RF Remote Control Kit

**DID YOU KNOW** Zephyr has a comprehensive hood height calculator online to determine if our chimney range hoods will fit in your kitchen. [zephyronline.com/customer-care/range-hood-height-calculator](http://zephyronline.com/customer-care/range-hood-height-calculator)

Finish: (S)-Stainless Steel (Blk SS)-Black Stainless Steel (B)-Black (W)-White  
Warranty: 3 years non-consumable parts, 1 year labor

WALL



ANZIO  
ACT™

MODEL

FINISH

SIZE W x D

**ANZIO 600 CFM Low-Profile Modern Wall Hood w/ ACT™ & LED lights**

ZAN-E24DS	S	24" x 22"
ZAN-E30DS	S	30" x 22"
ZAN-E30DBS	Blk SS	30" x 22"
ZAN-M90DS	S	35-7/16" x 22"
ZAN-M90DBS	Blk SS	35-7/16" x 22"

•Max. Blower CFM: 600	•5-speed ICON Touch® controls	•6W LumiLight LED lights
•ACT Max. Blower CFM: 390, 290	•6" round vertical ducting	•Dual-level lighting
•Auto delay-off	•Accommodates 9'10" ceiling height	•Aluminum mesh filters

**Accessories**

ZRC-01AN	Recirculating Kit (w/ charcoal filters)
ZOF-C091	Charcoal Filter Replacement (each)
Z1C-00AN	Duct Cover Extension (For up to a 12' ceiling)
Z1C-00ANBS	Duct Cover Extension, Blk SS (For up to a 12' ceiling)
MUA006A	Make-Up Air Kit
ZOF-B002	Hybrid Baffle Filter Kit (2 filters)
RC-0002	Wireless RF Remote Control Kit



RAVENNA  
ACT™

**RAVENNA 600 CFM Curved Glass Wall Hood w/ ACT™ & LED lights**

ZRV-E30CGC	S w/ Clear Glass	30" x 19-3/4"
ZRV-E30CBSGG	Blk SS w/ Smoke Gray Glass	30" x 19-3/4"
ZRV-M90CGC	S w/ Clear Glass	35-3/16" x 19-3/4"
ZRV-M90CBSGG	Blk SS w/ Smoke Gray Glass	35-3/16" x 19-3/4"

•Max. Blower CFM: 600	•5-speed ICON Touch® controls	•6W LumiLight LED lights
•ACT Max. Blower CFM: 390, 290	•6" round vertical ducting	•Dual-level lighting
•Auto delay-off	•Accommodates 9'4" ceiling height	•Aluminum mesh filters

**Accessories**

ZRC-00RV	Recirculating Kit (w/ charcoal filters)
ZOF-C002	Charcoal Filter Replacement (each)
Z1C-00RV	Duct Cover Extension (For up to a 12' ceiling)
Z1C-00RVBS	Duct Cover Extension, Blk SS (For up to a 12' ceiling)
MUA006A	Make-Up Air Kit
RC-0002	Wireless RF Remote Control Kit



ROMA  
ACT™

**ROMA 600 CFM Contemporary Hood w/ ACT™ & LED lights**

ZRO-E30FS	S	30" x 22"
ZRO-M90FS	S	35-7/16" x 22"

•Max. Blower CFM: 600	•5-speed ICON Touch® controls	•6W LumiLight LED lights
•ACT Max. Blower CFM: 390, 290	•6" round vertical ducting	•Dual-level lighting
•Auto delay-off	•Accommodates 9'9" ceiling height	•Aluminum mesh filters

**Accessories**

ZRC-01RO	Recirculating Kit (2 charcoal filters)
ZOF-C002	Charcoal Filter Replacement (each)
Z1C-00RO	Duct Cover Extension (For up to a 12' ceiling)
MUA006A	Make-Up Air Kit
RC-0002	Wireless RF Remote Control Kit

Finish: (S)-Stainless Steel (Blk SS)-Black Stainless Steel  
Warranty: 3 years non-consumable parts, 1 year labor

WALL

CORE COLLECTION



ROMA GROOVE

Bluetooth ACT™

MODEL

FINISH

SIZE W x D

**ROMA GROOVE 600 CFM Contemporary Hood w/ Bluetooth® Speakers, ACT™ & LED lights**

ZRG-E30BS	S	30" x 22"	
ZRG-M90BS	S	35 1/2" x 22"	
<ul style="list-style-type: none"> <li>•Max. Blower CFM: 600</li> <li>•ACT Max. Blower CFM: 390, 290</li> <li>•Baffle filters</li> <li>•2 built-in Bluetooth® stereo speakers</li> <li>•5-speed ICON Touch® controls</li> <li>•6" round vertical ducting</li> <li>•Accommodates 10' ceiling height</li> <li>•6W LumiLight LED lights</li> <li>•Dual-level lighting</li> <li>•Auto delay-off</li> </ul>			

**Accessories**

ZRC-00RG	Recirculating Kit (2 charcoal filters)
Z0F-C005	Charcoal Filter Replacement (each)
Z1C-00RO	Duct Cover Extension (For up to a 12' ceiling)
MUA006A	Make-Up Air Kit
RC-0002	Wireless RF Remote Control Kit

**DID YOU KNOW** The Zephyr Roma Groove is compatible with various Bluetooth® devices such as mobile phones and tablets. Roma Groove allows you to play your music through two built-in stereo speakers, freeing up counter space so you can enjoy your favorite music while entertaining or prepping your evening's dinner.

CORE COLLECTION



SIENA  
ACT™

**SIENA 650 CFM Traditional Wall Hood w/ Hybrid Baffle Filters, ACT™ & LED Lights**

ZSI-E30CS	S	30" x 22"	
ZSI-E36CS	S	36" x 22"	
<ul style="list-style-type: none"> <li>•Max. Blower CFM: 650</li> <li>•ACT Max. Blower CFM: 390, 290</li> <li>•Hybrid baffle filters</li> <li>•Accommodates 9'4" ceiling height</li> <li>•5-speed ICON Touch® controls</li> <li>•8" round vertical ducting</li> <li>•8" or 3-1/4"x10" horizontal ducting</li> <li>•6W LumiLight LED lights</li> <li>•Dual-level lighting</li> <li>•Auto delay-off</li> </ul>			

**Accessories**

ZRC-00SI	Recirculating Kit (w/ charcoal filters)
Z0F-C091	Charcoal Filter Replacement (each)
Z1C-00SI	Duct Cover Extension, (For up to a 12' ceiling)
MUA008A	Make-Up Air Kit
RC-0002	Wireless RF Remote Control Kit

CORE COLLECTION



SIENA ES  
ACT™ ENERGY STAR

**SIENA ES 400 CFM ENERGY STAR Traditional Wall Hood w/ Hybrid Baffle Filters & ACT™**

ZSI-E30BS-ES	S	30" x 22"	
ZSI-E36BS-ES	S	36" x 22"	
<ul style="list-style-type: none"> <li>•Max. Blower CFM: 400</li> <li>•ACT Max. Blower CFM: 290</li> <li>•ENERGY STAR certified</li> <li>•5-speed ICON Touch® controls</li> <li>•8" round vertical or horizontal ducting</li> <li>•Accommodates 9'4" ceiling height</li> <li>•6W LumiLight LED lights</li> <li>•Hybrid baffle filters</li> <li>•Auto delay-off</li> </ul>			

**Accessories**

Z1C-00SI	Duct Cover Extension, (For up to a 12' ceiling)
----------	---

CORE COLLECTION



SIENA PRO WALL  
ACT™

**SIENA PRO 1,200 CFM Pro Wall Hood w/ Hybrid Baffle Filters, ACT™ & LED Lights**

ZSP-E36CS	S	36" x 22"	
ZSP-E42CS	S	42" x 22"	
ZSP-E48CS	S	48" x 22"	
<ul style="list-style-type: none"> <li>•Max. Blower CFM: 1,200</li> <li>•ACT Max. Blower CFM: 590, 390</li> <li>•Auto delay-off</li> <li>•5-speed ICON Touch® controls</li> <li>•10" round vertical ducting</li> <li>•Accommodates 9'4" ceiling height</li> <li>•6W LumiLight LED lights</li> <li>•Dual-level lighting</li> <li>•Hybrid baffle filters</li> </ul>			

**Accessories**

Z1C-00SP	Duct Cover Extension (For up to a 12' ceiling)
MUA010A	Make-Up Air Kit
RC-0002	Wireless RF Remote Control Kit

Finish: (S)-Stainless Steel

Warranty: 3 years non-consumable parts, 1 year labor

WALL

PRO COLLECTION



TITAN  
ACT™

MODEL

FINISH

SIZE W x D

**TITAN 750 CFM Pro-Style Chimney Hood w/ Powerwave™ Blower, ACT™ & LED Lights**

AK7636BS	S	36" x 24"
AK7642BS	S	42" x 24"
AK7648BS	S	48" x 24"
AK7654BS	S	54" x 24"
AK7660BS	S	60" x 24"

- Max. Blower CFM: 750 (included)
- Max. Blower CFM: 1,300 (optional)
- ACT Max. Blower CFM: 590, 390, 290
- Auto delay-off
- CleanAir function
- 8" or 10" round vertical & horizontal ducting
- Dual-level lighting
- Accommodates 9'6" ceiling height
- Directional lighting
- 6W LumiLight LED lights
- Pro baffle filters
- 6-speed LCD controls
- Wireless remote option

**Accessories**

PBD-1300B	1,300 CFM Internal Blower Kit (10" round duct)
Z1C-0076	Duct Cover Extension - 36", 42" (For a 10'-12' ceiling)
Z1C-0176	Duct Cover Extension - 48", 54", 60" (For a 10'-12' ceiling)
14000005	RF Wireless Remote Control
MUA008A	Make-Up Air Kit (750 CFM)
MUA010A	Make-Up Air Kit (1,300 CFM)

PRO COLLECTION



ROMA PRO  
ACT™

**ROMA PRO 750 CFM Pro-Style Chimney Hood w/ Powerwave™ Blower, ACT™ & LED Lights**

ZRP-E36BS	S	36" x 24"
ZRP-E48BS	S	48" x 24"

- Max. Blower CFM: 750 (included)
- Max. Blower CFM: 1,300 (optional)
- ACT Max. Blower CFM: 590, 390, 290
- Auto delay-off
- CleanAir function
- 8" or 10" round vertical ducting
- Dual-level lighting
- Accommodates 10'3" ceiling height
- Directional lighting
- 6W LumiLight LED lights
- Pro baffle filters
- 6-speed LCD controls
- Wireless remote option

**Accessories**

PBD-1300B	1,300 CFM Internal Blower Kit (10" round duct)
Z1C-00RP	Duct Cover Extension (For a 10'-12' ceiling)
14000005	RF Wireless Remote Control
MUA008A	Make-Up Air Kit (750 CFM)
MUA010A	Make-Up Air Kit (1,300 CFM)

Finish: (S)-Stainless Steel  
Warranty: 3 years non-consumable parts, 1 year labor

WALL

CORE COLLECTION



MODENA  
ACT™

MODEL

FINISH

SIZE W x D

**MODENA 600 CFM Thin Floating Glass Wall Hood w/ LED Lighting and ACT™**

ZMO-E30BS	S w/ Glass	30" x 22-1/8"
ZMO-M90BS	S w/ Glass	35-7/16" x 22-1/8"

- Max. Blower CFM: 600
- ACT Max. Blower CFM: 390, 290
- Accommodates 10' ceiling height
- 5-speed ICON Touch® controls
- 8" round vertical ducting
- Auto delay-off
- 6W LumiLight LED lights
- Dual-level lighting
- Aluminum mesh filter

**Accessories**

ZRC-00MO	Recirculating Kit (w/ charcoal filter)
Z0F-C002	Charcoal Filter Replacement (each)
Z1C-00MO	Duct Cover Extension (For up to a 12' ceiling)
MUA006A	Make-Up Air Kit

CORE COLLECTION



LUCÉ  
ACT™

**LUCÉ 600 CFM Wall Hood w/ LED Accent Lighting, ACT™ & LED Lights**

ZLU-E30CS	S	30" x 22"
ZLU-M90CS	S	35-7/16" x 22"

- Max. Blower CFM: 600
- ACT Max. Blower CFM: 390, 290
- Auto delay-off
- Aluminum mesh filter
- 5-speed ICON Touch® controls
- 6" round vertical ducting
- Accommodates 10' ceiling height
- 6W LumiLight LED lights
- Dual-level lighting
- 3-color LED accent light

**Accessories**

ZRC-00LU	Recirculating Kit (w/ charcoal filter)
Z0F-C092	Charcoal Filter Replacement (each)
Z1C-00LU	Duct Cover Extension (For up to a 12' ceiling)
MUA006A	Make-Up Air Kit
RC-0002	Wireless RF Remote Control Kit

Lucé illuminates in cloud white, deep blue and amber..

CORE COLLECTION



VERONA  
ACT™

**VERONA 600 CFM LED Illuminated Glass Wall Hood w/ LED Lighting and ACT™**

ZVO-E30BG	S w/ Glass	30" x 22"
ZVO-M90BG	S w/ Glass	35-7/16" x 22"

- Max. Blower CFM: 600
- ACT Max. Blower CFM: 390, 290
- Accommodates 10' ceiling height
- Aluminum mesh filter
- 5-speed ICON Touch® controls
- 8" round vertical ducting
- Auto delay-off
- 6W LumiLight LED lights
- Dual-level lighting
- 3 color LED illuminated glass

**Accessories**

ZRC-00VO	Recirculating Kit (w/ charcoal filters)
Z0F-C002	Charcoal Filter Replacement (each)
Z1C-00VO	Duct Cover Extension (For up to a 12' ceiling)
MUA006A	Make-Up Air Kit

Verona glass illuminates in cloud white, deep blue and amber.

**DID YOU KNOW** Lucé & Verona models have a "demo mode" that cycles through each of the three LED accent light colors every 10 seconds. To enable demo mode, hold down the "accent light" button on the bottom of the hood for 3 seconds.

Finish: (S)-Stainless Steel  
Warranty: 3 years non-consumable parts, 1 year labor

WALL

CORE COLLECTION



VENEZIA

ACT™



MODEL

FINISH

SIZE W x D

**VENEZIA 700 CFM Wall Hood w/ Zephyr Connect + PowerWave™ Blower, ACT & LED lights**


ZVE-E30DS	S	30" x 24"
ZVE-E36DS	S	36" x 24"
ZVE-E42DS	S	42" x 24"

- Max. Blower CFM: 700
- ACT Max. Blower CFM: 590, 390, 290
- Baffle filters
- CleanAir function
- 6-speed proximity controls
- 8" round vertical ducting
- Accommodates 9'6" ceiling height
- Zephyr Connect app compatible
- 6W LumiLight LED lights
- Tri-level lighting
- Auto delay-off

**Accessories**

ZRC-03VE	Recirculating Kit (w/ charcoal filters)
ZOF-C091	Charcoal Filter Replacement (each)
Z1C-01VE	Duct Cover Extension (For up to a 12' ceiling)
14000005	RF Wireless Remote Control
MUA008A	Make-Up Air Kit

CORE COLLECTION



MILANO WALL

ACT™



**MILANO 700 CFM Curved Canopy Wall Hood w/ Zephyr Connect, PowerWave™ Blower & ACT™**

ZMI-M90CG	S w/ Glass	35-3/16" x 20-1/2"
ZMI-M90CS	S	35-3/16" x 20-1/2"

- Max. Blower CFM: 700
- ACT Max. Blower CFM: 590, 390, 290
- CleanAir function
- Zephyr Connect app compatible
- 6-speed proximity controls
- 8" round vertical ducting
- Accommodates 10' ceiling height
- Aluminum mesh filter
- 6W LumiLight LED lights
- Tri-level lighting
- Auto delay-off

**Accessories**

ZRC-00MI	Recirculating Kit (w/ charcoal filters)
ZOF-C002	Charcoal Filter Replacement (each)
Z1C-01MI	Duct Cover Extension (For up to a 12' ceiling)
14000005	RF Wireless Remote Control
MUA008A	Make-Up Air Kit

**DID YOU KNOW** Zephyr LumiLight LED lights are covered under the same 3 year warranty as all internal parts. Zephyr is the first and only range hood manufacturer to warranty lights.

Finish: (S)-Stainless Steel

Warranty: 3 years non-consumable parts, 1 year labor

WALL

DESIGNER COLLECTION



APEX WALL

MODEL

FINISH

SIZE W x D

**APEX Vertical-Style Wall Hood w/ LED Lighting - BODY ONLY\***

DAP-M90AMBX	Matte Blk Glass	35-3/8" x 19-13/16"
DAP-M90AMWX	Matte Wht Glass	35-3/8" x 19-13/16"

- Max. Blower CFM: 290-1,000 (not included)
- 3-speed capacitive touch controls
- CleanAir function
- 6" or 8" round vertical ducting
- 6" or 8" round horizontal ducting
- Wireless remote control option
- 5W LED lights
- Tri-level lighting
- Aluminum mesh filters

**Accessories and Blowers**

ZRC-00AP	Recirculating Kit (w/ charcoal filter)
ZOF-C010	Charcoal Filter Replacement (2 per kit)
Z1C-00MEMB	Duct Cover, Matte Blk (For up to 10'6" ceiling)
Z1C-00MESS	Duct Cover, SS (For up to 10'6" ceiling)
CBI-290C	290 CFM Internal Blower (6" round duct)
CBI-390A	390 CFM Internal Blower (6" round duct)
CBI-600A	600 CFM Internal Blower (6" round duct)
PBN-1000A	1,000 CFM In-line Blower (8" round duct**)
CBE-1000	1,000 CFM External Blower (8" round duct**)
14000010	RF Wireless Remote Control
MUA006A	Make-Up Air Kit (600 CFM)
MUA008A	Make-Up Air Kit (1,000 CFM)

\*Requires purchase of Zephyr internal, external or in-line blower, sold separately.

\*\*10" round duct connects to external or in-line blower. Must transition from 10" to 8" before duct passes through ceiling. 10" to 8" adapter included with in-line and external blowers

DESIGNER COLLECTION



VISTA WALL

**VISTA Low-Profile Wall Hood w/ PAS Panel and LED Lighting - BODY ONLY\***

DVS-E30ASSX	S	30" x 18-7/8"
DVS-E36ASSX	S	36" x 18-7/8"

- Max. Blower CFM: 290-1,000 (not included)
- 3-speed invisible touch controls
- Wireless remote control option
- Accommodates 9' ceiling height
- 6" or 8" round vertical ducting
- Perimeter aspiration system
- Aluminum mesh filters
- 2-1/8" body height
- 5W LED lights
- Tri-level lighting
- CleanAir function

**Accessories and Blowers**

ZRC-00VS	Recirculating Kit (w/ charcoal filter)
ZOF-C010	Charcoal Filter Replacement (2 per kit)
Z1C-00VS	Duct Cover Extension, SS (For up to 12' ceiling)
CBI-290C	290 CFM Internal Blower (6" round duct)
CBI-390A	390 CFM Internal Blower (6" round duct)
CBI-600A	600 CFM Internal Blower (6" round duct)
PBN-1000A	1,000 CFM In-line Blower (8" round duct**)
CBE-1000	1,000 CFM External Blower (8" round duct**)
14000010	RF Wireless Remote Control
MUA006A	Make-Up Air Kit (600 CFM)
MUA008A	Make-Up Air Kit (1,000 CFM)

\*Requires purchase of Zephyr internal, external or in-line blower, sold separately.

\*\*10" round duct connects to external or in-line blower. Must transition from 10" to 8" before duct passes through ceiling. 10" to 8" adapter included with in-line and external blowers

Finish: (Matte Blk)-Matte Black (Matte Wht)-Matte White (S)-Stainless Steel  
Warranty: 2 years non-consumable parts, 1 year labor

WALL

DESIGNER COLLECTION



MESA WALL

DESIGNER COLLECTION



LAYERS WALL

MODEL

FINISH

SIZE W x D

**MESA European Pro-Style Hood w/ LED Lighting - BODY ONLY\***

DME-M90AMBX	Matte Blk	35-5/16" x 19-11/16"
DME-M90ASSX	S	35-5/16" x 19-11/16"
DME-M90ASGX	Satin Gold	35-5/16" x 19-11/16"

- Max. Blower CFM: 290-1,000 (not included)
- 3-speed invisible touch controls
- CleanAir function
- 6" or 8" round vertical ducting
- 6" or 8" round horizontal ducting
- Wireless remote control option
- 5W LED lights
- Tri-level lighting
- Hybrid baffle filters

**Accessories and Blowers**

ZRC-01ME	Recirculating Kit (w/ charcoal filter)
ZOF-C010	Charcoal Filter Replacement (2 per kit)
Z1C-00MEMB	Duct Cover, Matte Blk (For up to 10'6" ceiling)
Z1C-00MESS	Duct Cover, SS (For up to 10'6" ceiling)
Z1C-00MESG	Duct Cover, Satin Gold (For up to 10'6" ceiling)
MERAIL-00SS	Accent Rail, Stainless
MERAIL-00SG	Accent Rail, Satin Gold
CBI-290C	290 CFM Internal Blower (6" round duct)
CBI-390A	390 CFM Internal Blower (6" round duct)
CBI-600A	600 CFM Internal Blower (6" round duct)
PBN-1000A	1,000 CFM In-line Blower (8" round duct**)
CBE-1000	1,000 CFM External Blower (8" round duct**)
14000010	RF Wireless Remote Control
MUA006A	Make-Up Air Kit (600 CFM)
MUA008A	Make-Up Air Kit (1,000 CFM)

\*Requires purchase of Zephyr internal, external or in-line blower, sold separately.

\*\*10" round duct connects to external or in-line blower. Must transition from 10" to 8" before duct passes through ceiling. 10" to 8" adapter included with in-line and external blowers

**LAYERS Designer Wall Hood w/ PAS Panel and LED Lighting - BODY ONLY\***

DLA-M90ASSX	S	36" x 22"
DLA-E42ASSX	S	42" x 22"

- Max. Blower CFM: 290-1,000 (not included)
- 3-speed invisible touch controls
- Wireless remote control option
- Accommodates 9'5" ceiling height
- 6" or 8" round vertical ducting
- Perimeter aspiration system
- Aluminum mesh filters
- 1-3/4" body height
- 5W LED lights
- Tri-level lighting
- CleanAir function

**Accessories and Blowers**

ZRC-00VS	Recirculating Kit (w/ charcoal filter)
ZOF-C010	Charcoal Filter Replacement (2 per kit)
Z1C-00VS	Duct Cover Extension, SS (For up to 12' ceiling)
CBI-290C	290 CFM Internal Blower (6" round duct)
CBI-390A	390 CFM Internal Blower (6" round duct)
CBI-600A	600 CFM Internal Blower (6" round duct)
PBN-1000A	1,000 CFM In-line Blower (8" round duct**)
CBE-1000	1,000 CFM External Blower (8" round duct**)
14000010	RF Wireless Remote Control
MUA006A	Make-Up Air Kit (600 CFM)
MUA008A	Make-Up Air Kit (1,000 CFM)

\*Requires purchase of Zephyr internal, external or in-line blower, sold separately.

\*\*10" round duct connects to external or in-line blower. Must transition from 10" to 8" before duct passes through ceiling. 10" to 8" adapter included with in-line and external blowers

Finish: (Matte Blk)-Matte Black (S)-Stainless Steel  
Warranty: 2 years non-consumable parts, 1 year labor

WALL

DESIGNER COLLECTION



HORIZON WALL

MODEL

FINISH

SIZE W x D

**HORIZON Designer Wall Hood w/ LED Lighting - BODY ONLY\***

DHZ-M90AMBX	Matte Blk Glass	35-3/8" x 20-1/8"
DHZ-M90AMWX	Matte Wht Glass	35-3/8" x 20-1/8"

- Max. Blower CFM: 290-1,000 (not included)
- 3-speed capacitive touch controls
- CleanAir function
- Hybrid baffle filters
- 6" or 8" round vertical ducting
- 6" or 8" round horizontal ducting
- Wireless remote control option
- Ambient lighting
- 5W LED lights
- Tri-level lighting
- Dual capture zones

**Accessories and Blowers**

Z0F-C010	Recirculating Kit (w/ charcoal filters)
Z1C-01HZ	Duct Cover, SS (For up to 9' - 10' ceiling)
CBI-290C	290 CFM Internal Blower (6" round duct)
CBI-390A	390 CFM Internal Blower (6" round duct)
CBI-600A	600 CFM Internal Blower (6" round duct)
PBN-1000A	1,000 CFM In-line Blower (8" round duct**)
CBE-1000	1,000 CFM External Blower (8" round duct**)
14000010	RF Wireless Remote Control
MUA006A	Make-Up Air Kit (600 CFM)
MUA008A	Make-Up Air Kit (1,000 CFM)

\*Requires purchase of Zephyr internal, external or in-line blower, sold separately.

\*\*10" round duct connects to external or in-line blower. Must transition from 10" to 8" before duct passes through ceiling. 10" to 8" adapter included with in-line and external blowers.

DESIGNER COLLECTION



OKEANITO WALL  
BRUSHED GOLD

**OKEANITO Designer Wall Hood w/ LED Lighting - BODY ONLY\***

COK-E36CSX	S	36" x 22-3/4"
COK-E36CBGX	BG	36 x 22-3/4"
COK-E42CSX	S	42 x 22-3/4"
COK-E42CBGX	S	42 x 22-3/4"
COK-E48CSX	S	48 x 22-3/4"
COK-E48CBGX	BG	48 x 22-3/4"

- Max. Blower CFM: 290-1,000 (not included)
- 3-speed electronic controls
- Wireless remote option
- Accommodates 10'1" ceiling height
- 6" or 8" round vertical ducting
- Auto delay-off
- Pro baffle filters
- CleanAir function
- LumiLight LED lights
- Dual-level lighting
- 4W LED ambient lights

\*Requires purchase of Zephyr blower, sold separately.

**Accessories and Blowers**

Z1C-000K	Duct Cover Extension, SS (For up to a 12' ceiling)
CBI-290C	290 CFM Internal Blower (6" round duct)
CBI-390A	390 CFM Internal Blower (6" round duct)
CBI-600A	600 CFM Internal Blower (6" round duct)
PBN-1000A	1,000 CFM In-Line Blower (10" to 8" round duct**)
CBE-1000	1,000 CFM External Blower (10" or 8" round duct**)
14000005	RF Wireless Remote Control
MUA006A	Make-Up Air Kit (600 CFM)
MUA008A	Make-Up Air Kit (1,000 CFM)

\*\*10" round duct connects to external/in-line blower. Must transition from 10" to 8" before duct passes through ceiling. 10" to 8" adapter included with external/in-line blower.

Finish: (Matte Blk)-Matte Black (Matte Wht)-Matte White (S)-Stainless Steel (BG)-Brushed Gold

Warranty: 2 years non-consumable parts, 1 year labor (DHZ); 3 years non-consumable parts, 1 year labor (COK)

ISLAND



ROMA ISLAND  
ACT™

MODEL FINISH SIZE W x D

**ROMA IS. 600 CFM Contemporary Island Hood w/ ACT™ & LED lights**

ZRM-E36FS	S	36" x 27"
ZRM-E42FS	S	42" x 27"

- Max. Blower CFM: 600
- ACT Max. Blower CFM: 390, 290
- Accommodates 9'1" ceiling height
- Quick-lock installation with magnetic duct covers
- 5-speed ICON Touch® controls
- 6" round vertical ducting
- Auto delay-off
- 6W LumiLight LED lights
- Dual-level lighting
- Aluminum mesh filters

**Accessories**

ZRC-02RM	Recirculating Kit (w/ charcoal filters)- 36" model
ZRC-01RM	Recirculating Kit (w/ charcoal filters) - 42" model
Z0F-C002	Charcoal Filter Replacement (each)
Z1C-01RM	Duct Cover Extension (For up to a 12' ceiling)
MUA006A	Make-Up Air Kit
RC-0002	Wireless RF Remote Control Kit



ANZIO ISLAND  
ACT™

**ANZIO IS. 600 CFM Low-Profile Modern Island Hood w/ ACT™ & LED lights**

ZAZ-M90DS	S	35-7/16" x 25-9/16"
ZAZ-E42DS	S	42" x 25-9/16"

- Max. Blower CFM: 600
- ACT Max. Blower CFM: 390, 290
- Accommodates 10' ceiling height
- Quick-lock installation with magnetic duct covers
- 5-speed ICON Touch® controls
- 6" round vertical ducting
- Auto delay-off
- 6W LumiLight LED lights
- Dual-level lighting
- Aluminum mesh filters

**Accessories**

ZRC-02AZ	Recirculating Kit
Z0F-C091	Charcoal Filter Replacement (each)
Z1C-00AZ	Duct Cover Extension (For up to a 12' ceiling)
MUA006A	Make-Up Air Kit
Z0F-B002	Hybrid Baffle Filter Kit (2 filters)
RC-0002	Wireless RF Remote Control Kit



RAVENNA ISLAND  
ACT™

**RAVENNA IS. 600 CFM Black Stainless Steel Island Hood w/ Smoke Gray Glass Canopy, ACT™ & LED lights**

ZRE-M90BBSGG	Blk SS	35-3/16" x 25-9/16"
ZRE-E42BBSGG	Blk SS	42" x 25-9/16"

- Max. Blower CFM: 600
- ACT Max. Blower CFM: 390, 290
- Accommodates 9' ceiling height
- Quick-lock installation with magnetic duct covers
- 5-speed ICON Touch® controls
- 6" round vertical ducting
- Auto delay-off
- 6W LumiLight LED lights
- Dual-level lighting
- Aluminum mesh filters

**Accessories**

ZRC-00RE	Recirculating Kit (w/ charcoal filters)
Z0F-C002	Charcoal Filter Replacement (each)
Z1C-00REBS	Duct Cover Extension (For up to a 12' ceiling)
MUA006A	Make-Up Air Kit
RC-0002	Wireless RF Remote Control Kit

**DID YOU KNOW** Zephyr island hoods with Quick-lock installation are the easiest island hoods to install in the market.

Finish: (S)-Stainless Steel (Blk SS)-Black Stainless Steel w/ Smoke Gray Glass  
Warranty: 3 years non-consumable parts, 1 year labor

ISLAND



MODENA ISLAND  
ACT™

MODEL FINISH SIZE W x D

**MODENA IS. 600 CFM Thin Profile Island Hood w/ LED Lighting and ACT™**

ZMD-M90BS	S	35-7/16" x 27-1/2"
ZMD-E42BS	S	42" x 27-1/2"

- Max. Blower CFM: 600
- ACT Max. Blower CFM: 390, 290
- Accommodates 10' ceiling height
- Quick-lock installation with magnetic duct covers
- 5-speed ICON Touch® controls
- 8" round vertical ducting
- Auto delay-off
- 6W LumiLight LED lights
- Dual-level lighting
- Aluminum mesh filters

**Accessories**

ZRC-00MD	Recirculating Kit (w/ charcoal filter)
Z0F-C002	Charcoal Filter Replacement (each)
Z1C-00MD	Duct Cover Extension (For up to a 12' ceiling)
MUA006A	Make-Up Air Kit



LUCÉ ISLAND  
ACT™

**LUCÉ IS. 600 CFM Island Hood w/ LED Accent Lighting, ACT™ & LED lights**

ZLC-M90CS	S	35-7/16" x 25-9/16"
ZLC-E42CS	S	42" x 25-9/16"

- Max. Blower CFM: 600
- ACT Max. Blower CFM: 390, 290
- Accommodates 9'8" ceiling height
- Quick-lock installation with magnetic duct covers
- 5-speed ICON Touch® controls
- 6" round vertical ducting
- Auto delay-off
- 6W LumiLight LED lights
- Dual-level lighting
- Aluminum mesh filters

**Accessories**

ZRC-00LC	Recirculating Kit (w/ charcoal filters)
Z0F-C092	Charcoal Filter Replacement (each)
Z1C-00LC	Duct Cover Extension (For up to a 12' ceiling)
MUA006A	Make-Up Air Kit
RC-0002	Wireless RF Remote Control Kit

Lucé island illuminates in cloud white, deep blue and amber.



VERONA ISLAND  
ACT™

**VERONA IS. 600 CFM LED Illuminated Glass Island Hood w/ LED Lighting and ACT™**

ZVN-M90BG	S w/ Glass	35-7/16" x 27-7/16"
ZVN-E42BG	S w/ Glass	42" x 27-7/16"

- Max. Blower CFM: 600
- ACT Max. Blower CFM: 390, 290
- Accommodates 10' ceiling height
- Aluminum mesh filters
- 5-speed ICON Touch® controls
- 8" round vertical ducting
- Auto delay-off
- 6W LumiLight LED lights
- Dual-level lighting
- 3 color LED illuminated glass

**Accessories**

ZRC-00VN	Recirculating Kit (w/ charcoal filters)
Z0F-C002	Charcoal Filter Replacement (each)
Z1C-00VN	Duct Cover Extension (For up to a 12' ceiling)
MUA006A	Make-Up Air Kit

Verona Island glass illuminates in cloud white, deep blue and amber.

**DID YOU KNOW** Lucé & Verona models have a "demo mode" that cycles through each of the three LED accent light colors every 10 seconds. To enable demo mode, hold down the "accent light" button on the bottom of the hood for 3 seconds.

Finish: (S)-Stainless Steel  
Warranty: 3 years non-consumable parts, 1 year labor

ISLAND

CORE COLLECTION



MILANO ISLAND

ACT ZEPHYR

CORE COLLECTION



NAPOLI ISLAND

ACT ZEPHYR

COLLECTION DESIGNER



VISTA ISLAND

MODEL FINISH SIZE W x D

**MILANO IS. 700 CFM Curved Canopy Island Hood w/ Zephyr Connect, PowerWave™ Blower & ACT™**

ZML-M90CG	S w/ Glass	35-7/16" x 25-9/16"
ZML-M90CS	S	35-7/16" x 25-9/16"
ZML-E42CG	S w/ Glass	42" x 25-9/16"
ZML-E42CS	S	42" x 25-9/16"

- Max. Blower CFM: 700
- ACT Max. Blower CFM: 590, 390, 290
- CleanAir function
- Zephyr Connect app compatible
- 6-speed proximity controls
- 8" round vertical ducting
- Accommodates 10' ceiling height
- Aluminum mesh filters
- 6W LumiLight LED lights
- Tri-level lighting
- Auto delay-off
- Quick-lock installation with magnetic duct covers

**Accessories**

ZRC-00ML	Recirculating Kit (w/ charcoal filters)
ZOF-C002	Charcoal Filter Replacement (each)
Z1C-03ML	Duct Cover Extension (For up to a 12' ceiling)
14000005	RF Wireless Remote Control
MUA008A	Make-Up Air Kit

**NAPOLI IS. 700 CFM Island Hood w/ Zephyr Connect, PowerWave™ Blower, Baffle Filters & ACT™**

ZNA-M90DS	S	35-7/16" x 25-9/16"
ZNA-E42DS	S	42" x 25-9/16"

- Max. Blower CFM: 700
- ACT Max. Blower CFM: 590, 390, 290
- Baffle filters
- Zephyr Connect app compatible
- Quick-lock installation with magnetic duct covers
- 6-speed proximity controls
- 8" round vertical ducting
- Accommodates 10' ceiling height
- CleanAir function
- 6W LumiLight LED lights
- Tri-level lighting
- Auto delay-off

**Accessories**

ZRC-03NA	Recirculating Kit (w/ charcoal filters)
ZOF-C091	Charcoal Filter Replacement (each)
Z1C-02NA	Duct Cover Extension (For up to a 12' ceiling)
14000005	RF Wireless Remote Control
MUA008A	Make-Up Air Kit

**VISTA IS. Low-Profile Island Hood w/ PAS Panel and LED Lighting- BODY ONLY\***

DVL-E36ASSX	S	36" x 23-5/8"
DVL-E42ASSX	S	42" x 23-5/8"

- Max. Blower CFM: 290-1,000 (not included)
- 3-speed invisible touch controls
- Wireless remote control option
- Accommodates 10' ceiling height
- 6" or 8" round vertical ducting
- Perimeter aspiration system
- Aluminum mesh filters
- 2-1/8" body height
- 5W LED lights
- Tri-level lighting
- CleanAir function

**Accessories and Blowers**

ZRC-00VL	Recirculating Kit (w/ charcoal filter)
ZOF-C010	Charcoal Filter Replacement (2 per kit)
Z1C-00VL	Duct Cover Extension, SS (For up to 12' ceiling)
CBI-290C	290 CFM Internal Blower (6" round duct)
CBI-390A	390 CFM Internal Blower (6" round duct)
CBI-600A	600 CFM Internal Blower (6" round duct)
PBN-1000A	1,000 CFM In-line Blower (8" round duct**)
CBE-1000	1,000 CFM External Blower (8" round duct**)
14000010	RF Wireless Remote Control
MUA006A	Make-Up Air Kit (600 CFM)
MUA008A	Make-Up Air Kit (1,000 CFM)

\*Requires purchase of Zephyr internal, external or in-line blower, sold separately.

\*\*10" round duct connects to external or in-line blower. Must transition from 10" to 8" before duct passes through ceiling. 10" to 8" adapter included with in-line and external blowers

Finish: (S)-Stainless Steel

Warranty: 3 years non-consumable parts, 1 year labor (ZML, ZNA); 2 years non-consumable parts, 1 year labor (DVL)

ISLAND



SIENA PRO ISLAND  
ACT™



TITAN ISLAND  
ACT™



TRAPEZE

MODEL FINISH SIZE W x D

**SIENA PRO IS. 1,200 CFM Pro Island Hood w/ Hybrid Baffle Filers, ACT™ & LED lights**

ZSL-E42CS	S	42" x 28"
ZSL-E48CS	S	48" x 28"

- Max. Blower CFM: 1,200
- ACT Max. Blower CFM: 590, 390
- Auto delay-off
- Quick-lock installation with magnetic duct covers
- 5-speed ICON Touch® controls
- 10" round vertical ducting
- Accommodates 9'10" ceiling height
- 6W LumiLight LED lights
- Dual-level lighting
- Hybrid baffle filters

**Accessories**

Z1C-01SL	Duct Cover Extension (For up to a 12' ceiling)
MUA010A	Make-Up Air Kit
RC-0002	Wireless RF Remote Control Kit

**TITAN IS. 750 CFM Pro-Style Island Hood w/ PowerWave™ Blower, ACT™ & LED lights**

AK7736BS	S	36" x 31-5/8"
AK7742BS	S	42" x 31-5/8"
AK7748BS	S	48" x 31-5/8"
AK7754BS	S	54" x 31-5/8"

- Max. Blower CFM: 750 (included)
- Max. Blower CFM: 1,300 (optional)
- ACT Max. Blower CFM: 590, 390, 290
- Auto delay-off
- CleanAir function
- 8" or 10" round vertical & horizontal ducting
- Dual-level lighting
- Accommodates 10'2" ceiling height
- Directional lighting
- 6W LumiLight LED lights
- Pro baffle filters
- 6-speed LCD controls
- Wireless remote option

**Accessories**

PBD-1300B	1,300 CFM Internal Blower Kit (10" round duct)
Z1C-0077	Duct Cover Extension - 36", 42" (For a 10'-12' ceiling)
Z1C-0177	Duct Cover Extension - 48", 54" (For a 10'-12' ceiling)
14000005	RF Wireless Remote Control
MUA008A	Make-Up Air Kit (750 CFM)
MUA010A	Make-Up Air Kit (1,300 CFM)

**TRAPEZE Designer Island Hood w/ LED Lighting - BODY ONLY\***

CTP-E36CSX	S	36" x 26-5/8"
CTP-E48CSX	S	48 x 26-5/8"
CTP-E54CSX	S	54 x 26-5/8"
CTP-E60CSX	S	60 x 26-5/8"

- Max. Blower CFM: 290-1,000 (not included)
- 3-speed electronic controls
- Accommodates 10'4" ceiling height
- CleanAir function
- 6" or 8" round vertical ducting
- Auto delay-off
- Pro baffle filters
- LumiLight LED lights
- Dual-level lighting
- Wireless remote option

**Accessories and Blowers**

Z1C-00TP	Duct Cover Extension (For up to a 12' ceiling)
CBI-290C	290 CFM Internal Blower (6" round duct)
CBI-390A	390 CFM Internal Blower (6" round duct)
CBI-600A	600 CFM Internal Blower (6" round duct)
PBN-1000A	1,000 CFM In-Line Blower (10" to 8" round duct**)
CBE-1000	1,000 CFM External Blower (10" or 8" round duct**)
14000005	RF Wireless Remote Control
MUA006A	Make-Up Air Kit (600 CFM)
MUA008A	Make-Up Air Kit (1,000 CFM)


\*Requires purchase of Zephyr blower, sold separately.

\*\*10" round duct connects to external/in-line blower. Must transition from 10" to 8" before duct passes through ceiling. 10" to 8" adapter included with external/in-line blowers.

Finish: (S)-Stainless Steel

Warranty: 3 years non-consumable parts, 1 year labor

IN-CEILING



LUX CONNECT

TOP: 43" model shown in stainless steel  
BOTTOM: 63" model shown in white



MODEL

FINISH

SIZE W x D

**LUX** Designer In-Ceiling Hood w/ Zephyr Connect, PAS Panels and LED Lighting - BODY ONLY

ALU-E43CSX	S	43-3/8" x 27-1/2"
ALU-E43CWX	W	43-3/8" x 27-1/2"
ALU-E63CSX	S	63-3/8" x 27-1/2"
ALU-E63CWX	W	63-3/8" x 27-1/2"

- Max. Blower CFM: 290-1,000 (not included)
- 3-speed capacitive touch controls
- CleanAir function
- Aluminum mesh filters
- Perimeter aspiration system
- 6" or 10" round ducting
- Vertical and horizontal ducting
- Zephyr Connect app compatible
- 10W LED light strips
- Tri-level lighting
- Wireless remote option

**Accessories and Blowers**

ZRC-01LX*	Recirculating Kit (w/ charcoal filters)
Z0F-C002	Charcoal Filter Replacement (each)
CBI-290C	290 CFM Internal Blower (6" round duct)
CBI-390A	390 CFM Internal Blower (6" round duct)
CBI-600A	600 CFM Internal Blower (6" round duct)
PBI-1100B	1,100 CFM Internal Blower (10" round duct)
PBN-1000A	1,000 CFM In-line Blower (10" round duct)
CBE-1000	1,000 CFM External Blower (10" round duct)
MUA006A	Make-Up Air Kit (600 CFM)
MUA008A	Make-Up Air Kit (1,000 CFM)
MUA010A	Make-Up Air Kit (1,100 CFM)

\*ZRC-01LX recirculating kit is compatible with CBI-290C and CBI-600A internal blowers only.

**DID YOU KNOW** The Perimeter Aspiration System moves airflow away from the central area of the hood and evenly distributes it through narrow openings around the perimeter of the hood. This ventilation method increases air velocity and improves the capture of cooking contaminants. Available in select models: ZPY, DLA, DVS, DVL, ALU, and AK85

Finish: (S)-Stainless Steel (W)-Powder Coated White  
Warranty: 1 year non-consumable parts, 1 year labor

DOWNDRAFT

DESIGNER COLLECTION



LIFT DOWNDRAFT

MODEL

FINISH

SIZE W x D

**LIFT 18" Chimney Rise Downdraft Hood w/ LED Lighting**

DLI-E30ASX

S

30"

DLI-E36ASX

S

36"

- Max. Blower CFM: 400-1,000 (not included)
- Tri-capture zones
- 3-speed capacitive touch controls
- 4-way ducting\*
- 18" chimney rise
- Aluminum mesh filters
- BriteStrip™ LED lighting (3000K)
- Dual-level lighting
- Recirculating option

**Accessoires et moteurs**

ZRC-00LF	Recirculating Kit (w/ charcoal filters)
Z0F-C006	Charcoal Filter Replacement (each)
DDA-0002	Wired Remote Up/Down Control
DBI-600A	600 CFM Internal Blower (400 CFM configurable)
PBN-1000A	1,000 CFM In-line Blower
CBE-1000	1,000 CFM External Blower
DDS-0030	Gas Cooktop Seal Kit (For DLI-E30ASX)
DDS-0036	Gas Cooktop Seal Kit (For DLI-E36ASX)
DDT-0030	Range Trim Kit (For DLI-E30ASX)
DDT-0036	Range Trim Kit (For DLI-E36ASX)
11030132	5' Extension Cable
DDE-0001	End Cap Trim Extension
54190053	Front Panel Rough-In Plate, 8"
54190054	Front Panel Rough-In Plate, 10"
AK00070	Rectangular to 8" Round Transition
AK00071	Rectangular to 10" Round Transition
AK00072	1-7/8" x 19" Adapter for AK00080 Duct
AK00080	2' Rectangular Duct Extension
MUA006A	Make-Up Air Kit (600 CFM)
MUA008A	Make-Up Air Kit (1,000 CFM)

\*4-Way Ducting includes the front, side (L & R), rear and bottom of blower housing.

**DID YOU KNOW** Lift is compatible with multiple cooking appliance configurations.



COOKTOP



OVEN + COOK TOP



RANGE TOP



RANGE

Check out the Lift Downdraft Configurator on our website to help determine what components are needed for installation.

CORE COLLECTION



SORRENTO DOWNDRAFT

**SORRENTO**

**500 CFM Downdraft Hood w/ 9-1/2" Rise**

DD1-E30AS

S

30"

DD1-E36AS

S

36"

- Max. Blower CFM: 500
- Variable speed controls
- HVI certified
- Decorative mesh filters
- 3-1/4"x10" three position ducting\*

**Accessories**

DDA-0001	Wired Remote Up/Down Control
MUA006A	Make-Up Air Kit

\*Three position ducting includes the left, right, or bottom of blower housing.

Finish: (S)-Stainless Steel

Warranty: 2 years non-consumable parts, 1 year labor

INSERT



TORNADO MINI



TORNADO MINI ES



TWISTER



TORNADO I

**MODEL FINISH SIZE W x D**

**TORNADO MINI 400 CFM Insert w/ Recirculating Option and LED Lighting**

AK8400BS S 20-9/16" x 11"

- Max. Blower CFM: 400
- 3-speed slide controls
- Stainless steel liner option
- 6" round vertical ducting
- Insert height 9-11/16"
- Aluminum mesh filters
- 6W LumiLight LED lights
- Dual-level lighting

**Accessories**

ZRC-8400A Recirculating Kit (w/ charcoal filters)  
ZOF-C084 Charcoal Filter Replacement (each)  
AK0840AS 17-1/2" - 20-1/2" Depth SS Liner (For 30" hood)  
AK0846AS 17-1/2" - 20-1/2" Depth SS Liner (For 36" hood)

**TORNADO MINI ES 290 CFM ENERGY STAR Insert w/ LED Lighting**

AK8400BS-ES S 20-9/16" x 11"

- Max. Blower CFM: 290
- 3-speed slide controls
- ENERGY STAR® rated
- 6" round vertical ducting
- Insert height 9-11/16"
- Stainless steel liner option
- 6W LumiLight LED lights
- Dual-level lighting
- Aluminum mesh filter

**Accessories**

AK0840AS 17-1/2" - 20-1/2" Depth SS Liner (For 30" hood)  
AK0846AS 17-1/2" - 20-1/2" Depth SS Liner (For 36" hood)

**TWISTER 400 CFM Insert w/ Recirculating Option and LED Lighting**

AK8000CS S 27-9/16" x 11-13/16"

- Max. Blower CFM: 400
- 3-speed slide controls
- Aluminum mesh filters
- 6" round vertical & horizontal ducting
- Insert height 11-1/4"
- Stainless steel liner option
- 6W LumiLight LED lights
- Dual-level lighting

**Accessories**

ZRC-0080 Recirculating Kit (w/ charcoal filters)  
ZOF-C008 Charcoal Filter Replacement (each)  
AK0800AS 17-1/2" - 20-1/2" Depth SS Liner (For 30" hood)  
AK0836AS 17-1/2" - 20-1/2" Depth SS Liner (For 36" hood)

**TORNADO I 600 CFM Insert w/ Hybrid Baffle Filters and LED Lighting**

AK8100BS S 27-9/16" x 11-3/16"  
AK8134BS S 33-9/16" x 11-3/16"

- Max. Blower CFM: 600
- 3-speed slide controls
- Hybrid baffle filters
- 6" round vertical & horizontal ducting
- Insert height 11-1/4"
- Stainless steel liner option
- 6W LumiLight LED lights
- Dual-level lighting

**Accessories**

ZRC-0080 Recirculating Kit (w/ charcoal filters)  
ZOF-C008 Charcoal Filter Replacement (each)  
AK0800AS\* 17-1/2" - 20-1/2" Depth SS Liner (For 30" hood)  
AK0836AS 17-1/2" - 20-1/2" Depth SS Liner (For 36" hood)  
MUA006A Make-Up Air Kit

\*For AK8100BS model only.

**DID YOU KNOW** Tornado and Twister liners are adjustable and can accommodate multiple cabinet depths.

Finish: (S)-Stainless Steel

Warranty: 3 years non-consumable parts, 1 year labor (AK84); 10 years non-consumable parts, 1 year labor (AK80, AK80-ES, AK81)

**INSERT**

CORE COLLECTION


**TORNADO GLO  
ACT™**
**MODEL**
**FINISH**
**SIZE W x D**
**TORNADO GLO 600 CFM Insert w/ Glo LED PAS Panel and ACT™**
**AK8500AS**
**S**
**27-3/16" x 11-3/16"**

- Max. Blower CFM: 600
- ACT Max. Blower CFM: 390, 290
- Insert height 11-5/16"
- Stainless steel liner option

- 6" vertical & horizontal ducting
- 6-speed electronic controls
- Aluminum mesh filter

- 7W Glo LED PAS Panel
- Dual-level lighting
- Perimeter aspiration system

**Accessories**

- |          |   |
|----------|---|
| ZRC-0085 | Recirculating Kit (w/ charcoal filters)         |
| ZOF-C085 | Charcoal Filter Replacement (each)              |
| 14000005 | RF Wireless Remote Control                      |
| AK0800AS | 17-1/2" - 20-1/2" Depth SS Liner (For 30" hood) |
| AK0836AS | 17-1/2" - 20-1/2" Depth SS Liner (For 36" hood) |
| MUA006A  | Make-Up Air Kit                                 |

PRO COLLECTION


**TORNADO II**
**TORNADO II 1,000 CFM Insert w/ Wireless Remote Control and LED Lighting**
**AK8200BS**
**S**
**29-13/16" x 15-13/16"**

- Max. Blower CFM: 1,000
- 3-speed electronic touch controls
- CleanAir function
- Auto delay-off

- 10" round vertical ducting
- Insert height 11-1/2"\*
- Wireless remote control

- 6W LumiLight LED lights
- Tri-level lighting
- Pro baffle filters

\*Height dimension does not include 5" tall, 8" round duct adapter.

**Accessories**

- |          |   |
|----------|---|
| AK0806BS | 17-5/8" - 20-1/8" Depth SS Liner (For 36" hood) |
| AK0806AS | 20-1/2" - 23-1/2" Depth SS Liner (For 36" hood) |
| AK0842AS | 20-1/2" - 23-1/2" Depth SS Liner (For 42" hood) |
| MUA008A  | Make-Up Air Kit                                 |

PRO COLLECTION


**TORNADO III**
**TORNADO III Insert w/ Wireless Remote Control, LED Lighting and Multiple Blowers - BODY ONLY\***
**AK8300BSX**
**S**
**38-7/16" x 15-13/16"**

- Max. Blower CFM: 290-1,100 (not included)
- 3-speed electronic touch controls
- CleanAir function
- Auto delay-off

- 6" or 10" round vertical ducting
- Insert height 11-1/2"\*\*\*
- Wireless remote control

- 6W LumiLight LED lights
- Tri-level lighting
- Pro baffle filters

\*Requires purchase of Zephyr blower, sold separately.

\*\*Height dimension does not include 5" tall, 8" round duct adapter used with blowers 1,000 CFM or greater.


**Accessories and Blowers**

- |           |   |
|-----------|---|
| AK0848BS  | 17-5/8" - 20-1/8" Depth SS Liner (For 48" hood) |
| AK0848AS  | 20-1/2" - 23-1/2" Depth SS Liner (For 48" hood) |
| AK0854AS  | 20-1/2" - 23-1/2" Depth SS Liner (For 54" hood) |
| AK0860AS  | 20-1/2" - 23-1/2" Depth SS Liner (For 60" hood) |
| CBI-290C  | 290 CFM Internal Blower (6" round duct)         |
| CBI-390A  | 390 CFM Internal Blower (6" round duct)         |
| CBI-600A  | 600 CFM Internal Blower (6" round duct)         |
| PBI-1100B | 1,100 CFM Internal Blower (10" round duct)      |
| PBN-1000A | 1,000 CFM In-Line Blower (10" round duct)       |
| CBE-1000  | 1,000 CFM External Blower (10" round duct)      |
| MUA006A   | Make-Up Air Kit (600 CFM)                       |
| MUA008A   | Make-Up Air Kit (1,000 CFM)                     |

Finish: (S)-Stainless Steel

Warranty: 3 years non-consumable parts, 1 year labor (AK85); 10 years non-consumable parts, 1 year labor (AK82, AK83)

INSERT



VORTEX

MODEL FINISH SIZE W x D

**VORTEX 390 CFM Insert w/ Recirculating Option, Adjustable Depth and LED Lighting**

AK9028BS	S	28-3/8" x 17-1/2" to 20-1/2"
AK9034BS	S	34-3/8" x 17-1/2" to 20-1/2"

- Max. Blower CFM: 390
- 3-speed slide controls
- Hybrid baffle filter

- 6" round vertical & horizontal ducting
- Insert height 12-5/16"

- 6W LumiLight LED lights
- Dual-level lighting

**Accessories**

ZRC-9000	Recirculating Kit (w/ charcoal filters)
ZOF-C090	Charcoal Filter Replacement (each)



MONSOON MINI

**MONSOON MINI 300 CFM Insert w/ Hybrid Baffle Filters and LED Lighting**

AK9128BS	S	28-3/8" x 18-1/16"
AK9134BS	S	34-3/8" x 18-1/16"


- Max. Blower CFM: 300
- Insert height 6-1/8"
- 3-speed slide controls

- 7" or 3-1/4"x10" vertical ducting
- 3-1/4"x10" horizontal ducting
- Hybrid baffle filters

- 6W LumiLight LED lights
- Dual-level lighting

**Accessories**

ZRC-9100A	Recirculating Kit (w/ charcoal filters)
ZOF-C091	Charcoal Filter Replacement (each)



MONSOON MINI II

ACT™

**MONSOON MINI II 600 CFM Insert w/ Hybrid Baffle Filters, LED Lighting and ACT™**

AK9528AS	S	28-3/8" x 18-1/16"
AK9534AS	S	34-3/8" x 18-1/16"
AK9540AS	S	40-3/8" x 18-1/16"
AK9546AS	S	46-3/8" x 18-1/16"

- Max. Blower CFM: 600
- ACT Max. Blower CFM: 390, 290
- Insert height 6-1/8"

- 7" or 3-1/4"x10" vertical ducting
- 3-1/4"x10" horizontal ducting
- Hybrid baffle filters

- 6W LumiLight LED lights
- Dual-level lighting
- 3-speed electronic controls

**Accessories**

ZRC-9100A	Recirculating Kit (w/ charcoal filters)
ZOF-C091	Charcoal Filter Replacement (each)
MUA006A	Make-Up Air Kit

Finish: (S)-Stainless Steel

Warranty: 3 years non-consumable parts, 1 year labor

INSERT



MONSOON I  
ACT™

MODEL FINISH SIZE W x D

**MONSOON I 600 CFM Insert w/ LED Lighting and ACT™**

AK9228BS	S	28-3/8" x 19-1/4"
AK9234BS	S	34-3/8" x 19-1/4"

- Max. Blower CFM: 600
- ACT Max. Blower CFM: 390, 290
- Insert height 12"
- Pro baffle filters

- 8" round vertical ducting
- 8" round horizontal ducting
- Wireless remote control
- CleanAir function

- 6W LumiLight LED lights
- Dual-level lighting
- 6-speed electronic controls
- Auto delay-off

**MONSOON I 1,200 CFM Insert w/ LED Lighting and ACT™**

AK9240BS	S	40-3/8" x 19-1/4"
AK9246BS	S	46-3/8" x 19-1/4"

- Max. Blower CFM: 1,200
- ACT Max. Blower CFM: 590, 390
- Pro baffle filters
- CleanAir function

- 10" round vertical ducting
- Insert height 12"\*
- Wireless remote control
- Auto delay-off

- 6W LumiLight LED lights
- Dual-level lighting
- 6-speed electronic controls

**Accessories**

MUA006A	Make-Up Air Kit (600 CFM)
MUA010A	Make-Up Air Kit (1,200 CFM)

\* Height dimension does not include 5" tall, 10" round duct adapter.



MONSOON II  
ACT™

**MONSOON II 1,200 CFM Insert w/ LED lighting and ACT™**

AK9334BS	S	34-3/8" x 22-1/2"
AK9340BS	S	40-3/8" x 22-1/2"
AK9346BS	S	46-3/8" x 22-1/2"
AK9352BS	S	52-3/8" x 22-1/2"
AK9358BS	S	58-15/16 x 22-1/2"

- Max. Blower CFM: 1,200
- ACT Max. Blower CFM: 590, 390
- Pro baffle filters
- CleanAir function

- 10" round vertical ducting
- Insert height 12"\*
- Wireless remote control
- Auto delay-off

- 6W LumiLight LED lights
- Dual-level lighting
- 6-speed electronic controls

**Accessories**

MUA010A	Make-Up Air Kit
---------	-----------------

\* Height dimension does not include 5" tall, 10" round duct adapter.



MONSOON CONNECT  
ACT™

**MONSOON CONNECT 700 CFM Insert w/ Zephyr Connect & PowerWave™ Blower**

AK9428BS	S	28-3/8" x 19-3/8"
AK9434BS	S	34-3/8" x 19-3/8"
AK9440BS	S	40-3/8" x 19-3/8"
AK9446BS	S	46-3/8" x 19-3/8"

- Max. Blower CFM: 700 (included)
- Max. Blower CFM: 1,300 (optional)
- ACT Max. Blower CFM: 590, 390, 290
- 6-speed proximity controls
- Zephyr Connect app compatible

- 8" or 10" round vertical ducting
- 8" horizontal ducting
- Insert height 12"
- Pro baffle filters
- Auto delay-off

- 6W LumiLight LED lights
- Tri-level lighting
- Wireless remote control
- CleanAir function

**Accessories**

PBD-1300B*	1,300 CFM Internal Blower Kit (10" round duct)
14000005	RF Wireless Remote Control
MUA008A	Make-Up Air Kit
MUA010A	Make-Up Air Kit

\*PBD-1300B is a dual internal blower kit with a single blower and two blower openings. To complete the kit you must remove the blower from the hood and install it into the PBD-1300B kit.

NOTE: PBD-1300B blower is only compatible with the AK9434BS, AK9440BS, and AK9446BS models.

Finish: (S)-Stainless Steel

Warranty: 3 years non-consumable parts, 1 year labor

OUTDOOR  
INSERT / WALL



SPRUCE OUTDOOR

MODEL

FINISH

SIZE W x D

**SPRUCE** 1,200 CFM Outdoor Insert for Wall or Island Installation

AK9834BS	S	34-3/8" x 22-1/2"
AK9840BS	S	40-3/8" x 22-1/2"
AK9846BS	S	46-3/8" x 22-1/2"
AK9858BS	S	58-7/8" x 22-1/2"

- Max. Blower CFM: 1,200
- 3-speed controls
- 304 stainless steel

- 10" round vertical ducting
- Pro baffle filters
- Directional lighting

- 6W LumiLight LED lights
- Dual-level lighting



CYPRESS OUTDOOR

Picture above - shown with Z1C-0178 optional duct cover extension.

**CYPRESS** 1,200 CFM Outdoor 18in Tall Pro-Style Hood w/ 32" Depth

AK7836CS	S	36" x 32"
AK7842CS	S	42" x 32"
AK7848CS	S	48" x 32"
AK7854CS	S	54" x 32"

- Max. Blower CFM: 1,200
- 3-speed controls
- 304 stainless steel

- 10" round vertical & horizontal ducting
- Pro baffle filters
- 32" depth

- 6W LumiLight LED lights
- Dual-level lighting

**Accessories**

AK0736BS	12"H x 36"W 304 SS Duct Cover (For AK7836BS)
AK0742BS	12"H x 42"W 304 SS Duct Cover (For AK7842BS)
AK0748BS	12"H x 48"W 304 SS Duct Cover (For AK7848BS)
AK0754BS	12"H x 54"W 304 SS Duct Cover (For AK7854SS)
Z1C-0178	Duct Cover Extension - 27" width (For a 10'-12' ceiling)

Finish: (S)-Stainless Steel

Warranty: 3 years non-consumable parts, 1 year labor

BRISAS  
RANGE HOODS



ACT™

MODEL

FINISH

SIZE W x D

**TRADITIONAL CHIMNEY WALL RANGE HOOD**

w/ Airflow Control Technology (ACT™)

BVE-E30BS	S	30" x 19-3/4"
BVE-E36BS	S	36" x 19-3/4"

- Max. Blower CFM: 600
- ACT Max. Blower CFM: 390, 290
- Accommodates 9'4" ceiling height

- 3 speed electronic controls
- 6" round vertical ducting
- Aluminum mesh filters

- LED strip lighting
- Dual-level lighting

**Parts & Accessories**

BRC-0008	Recirculating Kit (w/ charcoal filters)
ZOF-C091	Charcoal Filter Replacement (each)
B1C-00VE	Duct Cover Extension Kit (up to 12' ceiling)



ACT™

**CHIMNEY WALL RANGE HOOD W/ CURVED GLASS CANOPY**

w/ Airflow Control Technology (ACT™)

BMI-E30CG	S w/ Glass	30" x 19-3/4"
BMI-E36CG	S w/ Glass	36" x 19-3/4"

- Max. Blower CFM: 600
- ACT Max. Blower CFM: 390, 290
- Accommodates 9'4" ceiling height

- 3 speed electronic controls
- 6" round vertical ducting
- Aluminum mesh filters

- LED strip lighting
- Dual-level lighting

**Parts & Accessories**

BRC-0006	Recirculating Kit (w/ charcoal filters)
ZOF-C093	Charcoal Filter Replacement (each)
B1C-00MI	Duct Cover Extension Kit (up to 12' ceiling)



ACT™

**CHIMNEY ISLAND RANGE HOOD W/ CURVED GLASS CANOPY**

w/ Airflow Control Technology (ACT™)

BML-E30BG	S w/ Glass	30" x 25-9/16"
BML-E36BG	S w/ Glass	36" x 25-9/16"

- Max. Blower CFM: 600
- ACT Max. Blower CFM: 390, 290
- Accommodates 8'11" ceiling height

- 3 speed electronic controls
- 6" round vertical ducting
- Aluminum mesh filters

- LED strip lighting
- Dual-level lighting

**Parts & Accessories**

BRC-0007	Recirculating Kit (w/ charcoal filters)
ZOF-C094	Charcoal Filter Replacement (each)
B1C-00ML	Duct Cover Extension Kit (up to 12' ceiling)

Finish: (S)-Stainless Steel

Warranty: 1 year non-consumable parts, 1 year labor within service area

BRISAS WINE &  
BEVERAGE COOLERS



MODEL

FINISH

SIZE W x D

**SINGLE ZONE BEVERAGE COOLER**

BBV24C01AG SS + Glass 24" x 33-7/8" x 23-1/2"\*

- 38° - 65° F
- 40 dBA
- Capacitive touch controls
- Vibration dampening system
- Dual-pane glass
- Sabbath mode
- 8 bottle/112 12oz can capacity
- 1 black wire rack
- 2 transparent gray glass shelves
- Field-reversible door
- 304-grade stainless steel
- Zero-clearance door hinge
- PreciseTemp™
- Active cooling technology
- Built-in or freestanding
- Blue LED lighting
- Door open alarm

**Parts & Accessories**

Z0F-C004 Replacement Carbon Filter

\*Depth of cabinet with door, not including handle



**DUAL ZONE WINE COOLER**

BWN24C02AG SS + Glass 24" x 33-7/8" x 23-1/2"\*

- 40° - 65° F (each zone)
- 40 dBA
- Capacitive touch controls
- Vibration dampening system
- Dual-pane glass
- Zero-clearance door hinge
- 46 bottle capacity
- 5 black wire racks
- Door open alarm
- Field-reversible door
- 304-grade stainless steel
- PreciseTemp™
- Active cooling technology
- Built-in or freestanding
- Blue LED lighting
- Sabbath mode

**Parts & Accessories**

Z0F-C004 Replacement Carbon Filter

\*Depth of cabinet with door, not including handle



**FRENCH DOOR DUAL ZONE WINE & BEVERAGE COOLER**

BWB24C32AG SS + Glass 24" x 33-7/8" x 23-1/2"\*

- 38° - 65° F (each zone)
- 40 dBA
- Capacitive touch controls
- Vibration dampening system
- Dual-pane glass
- Zero-clearance door hinge
- 21 bottle/64 12oz can capacity
- 6 black wire racks
- 3 transparent gray glass shelves
- Door open alarm
- 304-grade stainless steel
- PreciseTemp™
- Active cooling technology
- Built-in or freestanding
- Blue LED lighting
- Sabbath mode


**Parts & Accessories**

Z0F-C004 Replacement Carbon Filter

\*Depth of cabinet with door, not including handle

Door Finish: 304-grade Stainless Steel + Glass Finish: Black. Interior Finish: Black  
Warranty: 2 years non-consumable parts, 5 years compressor, 1 year labor

## ACCESSORIES



## MODEL

## DESCRIPTION

### HVAC Accessories

AK00029	6" round in-line damper
AK00049	7" round in-line damper
AK00069	8" round in-line damper
AK00079	10" round in-line damper

AK00039	7 to 6" round reducer
AK00037	8 to 6" round reducer
AK00035	8 to 7" round reducer
AK00040	10 to 8" round reducer

AK00146	6" round exhaust roof cap w/bird screen
AK00147	7" round exhaust roof cap w/bird screen
AK00148	8" round exhaust roof cap w/bird screen
AK00150	10" round exhaust roof cap w/bird screen

AK00041	3-1/4" x 10" rectangular exhaust wall cap w/ damper & bird screen
---------	---

AK00042	6" round exhaust wall cap w/damper & bird screen
AK00043	7" round exhaust wall cap w/damper & bird screen
AK00044	8" round exhaust wall cap w/damper & bird screen
AK00045	10" round exhaust wall cap w/damper & bird screen

AK00030	6" round inlet wall cap w/bird screen
AK00031	7" round inlet wall cap w/bird screen
AK00032	8" round inlet wall cap w/bird screen
AK00052	10" round inlet wall cap w/bird screen

AK00066	6" round damper with collar
AK00067	7" round damper with collar

### Universal Make-Up Air Damper Kits

MUA006A	6" round make-up air damper kit for up to 600 CFM
MUA008A	8" round make-up air damper kit for up to 1,000 CFM
MUA010A	10" round make-up air damper kit for up to 1,200 CFM

**DID YOU KNOW** Zephyr's Universal Make-Up Air Dampers can be used with any range hood over 300 CFM, even non-Zephyr branded range hoods.

### Universal Telescopic Stainless Steel Backsplash

AK1710	Backsplash, Telescopic, 30", SS
AK1716	Backsplash, Telescopic, 36", SS
AK1712	Backsplash, Telescopic, 42", SS
AK1718	Backsplash, Telescopic, 48", SS
AK1714	Backsplash, Telescopic, 54", SS

**DID YOU KNOW** the telescopic stainless steel backsplash can be used with any hood with the same width.

### Warm White LED Bulb - Direct Replacement for GU10 Halogen Bulbs

ZOB0040	Bloom™ GU10 LED (6W, 3000K)
---------	-----------------------------

**TO OBTAIN SERVICE UNDER WARRANTY OR FOR ANY SERVICE RELATED QUESTIONS**

**United States Customers please call: 1-888-880-8368 or contact us at: [zephyronline.com/contact](http://zephyronline.com/contact)**

**Canada Customers please call: 1-800-361-0799 or Email: [service@distinctive-online.com](mailto:service@distinctive-online.com)**

Zephyr Ventilation, LLC (referred to herein as "we" or "us") warrants to the original consumer purchaser (referred to herein as "you" or "your") of Zephyr products (the "Products") that such Products will be free from defects in materials or workmanship as follows:

**xx\* Year Limited Warranty for Parts:** For xx\* years from the date of your original purchase of the Products, we will provide, free of charge, Products or parts (including LED light bulbs, if applicable) to replace those that failed due to manufacturing defects subject to the exclusions and limitations below. We may choose, in our sole discretion, to repair or replace parts before we elect to replace the Products.

**One Year Limited Warranty for Labor:** For one year from the date of your original purchase of the Products, we will provide, free of charge, the labor cost associated with repairing the Products or parts to replace those that failed due to manufacturing defects subject to the exclusions and limitations below. After the first year from the date of your original purchase, you are responsible for all labor costs associated with this warranty.

**Warranty Exclusions:** This warranty covers only repair or replacement, at our option, of defective Products or parts and does not cover any other costs related to the Products including but not limited to: (a) normal maintenance and service required for the Products and consumable parts such as fluorescent, incandescent or halogen light bulbs, mesh and char- coal filters and fuses; (b) any Products or parts which have been subject to freight damage, misuse, negligence, accident, faulty installation or installation contrary to recommended installation instructions, improper maintenance or repair (other than by us); (c) commercial or government use of the Products or use otherwise inconsistent with its intended purpose; (d) natural wear of the finish of the Products or wear caused by improper maintenance, use of corrosive and abrasive cleaning products, pads, and oven cleaner products; (e) chips, dents or cracks caused by abuse or misuse of the Products; (f) service trips to your home to teach you how to use the Products; (g) damage to the Products caused by accident, fire, floods, acts of God; or (h) Custom installations or alterations that impact serviceability of the Products. If you are outside our service area, additional charges may apply for shipping costs for warranty repair at our designated service locations and for the travel cost to have a service technician come to your home to repair, remove or reinstall the Products. After the first year from the date of your original purchase, you are also responsible for all labor costs associated with this warranty. All Products must be installed by a qualified professional installer to be eligible for warranty repairs or service.

**Limitations of Warranty.** OUR OBLIGATION TO REPAIR OR REPLACE, AT OUR OPTION, SHALL BE YOUR SOLE AND EXCLUSIVE REMEDY UNDER THIS WARRANTY. WE SHALL NOT BE LIABLE FOR INCIDENTAL, CONSEQUENTIAL OR SPECIAL DAMAGES ARISING OUT OF OR IN CONNECTION WITH THE USE OR PERFORMANCE OF THE PRODUCTS. THE EXPRESS WARRANTIES IN THE PRECEDING SECTION ARE EXCLUSIVE AND IN LIEU OF ALL OTHER EXPRESS WARRANTIES. WE HEREBY DISCLAIM AND EXCLUDE ALL OTHER EXPRESS WARRANTIES FOR THE PRODUCTS, AND DISCLAIM AND EXCLUDE ALL WARRANTIES IMPLIED BY LAW, INCLUDING THOSE OF MERCHANTABILITY AND FITNESS FOR A PARTICULAR PURPOSE.

Some states or provinces do not allow limitations on the duration of an implied warranty or the exclusion or limitation of incidental or consequential damages, so the above limitations or exclusions may not apply to you. To the extent that applicable law prohibits the exclusion of implied warranties, the duration of any applicable implied warranty is limited to the same three-year and one-year periods described above if permitted by applicable law. Any oral or written description of the Products is for the sole purpose of identifying the Products and shall not be construed as an express warranty. Prior to using, implementing or permitting use of the Products, you shall determine the suitability of the Products for the intended use, and you shall assume all risk and liability whatsoever in connection with such determination. We reserve the right to use functionally equivalent refurbished or reconditioned parts or Products as warranty replacements or as part of warranty service. This warranty is not transferable from the original purchaser and only applies to the consumer residence where the Product was originally installed located in the United States and Canada. This warranty is not extended to resellers.

**To Obtain Service Under Limited Warranty:** To qualify for warranty service, you must: (a) notify us at the address or telephone number stated below within 60 days of the discovery of the defect; (b) give the model number and serial number; and (c) describe the nature of any defect in the Product or part. At the time of the request for warranty service, you must present evidence of your proof of purchase and proof of the original purchase date. If we determine that the warranty exclusions listed above apply or if you fail to provide the necessary documentation to obtain service, you will be responsible for all shipping, travel, labor and other costs related to the services. This warranty is not extended or restarted upon warranty repair or replacements.

Please check our website for any additional Product information, [www.zephyronline.com](http://www.zephyronline.com)  
Zephyr, 2277 Harbor Bay Parkway, Alameda, CA 94502

\*xx pertains to the number of years of warranty on parts for each hood. Please refer to the hood model in the pages above, to know the exact number of years.

Zephyr Ventilation, LLC (referred to herein as “we” or “us”) warrants to the original consumer purchaser (referred to herein as “you” or “your”) of Zephyr products (the “Products”) that such Products will be free from defects in materials or workmanship as follows:

**Five Year Limited Warranty for Compressor:**

For five years from the date of your original purchase of the Products, we will provide, free of charge, compressor parts to replace those that failed due to manufacturing defects subject to the exclusions and limitations below. We may choose, in our sole discretion, to repair or replace parts before we elect to replace the Products.

**Two Year Limited Warranty for Parts:**

For two years from the date of your original purchase of the Products, we will provide, free of charge, Products or parts (including LED light bulbs, if applicable) to replace those that failed due to manufacturing defects subject to the exclusions and limitations below. We may choose, in our sole discretion, to repair or replace parts before we elect to replace the Products.

**One Year Limited Warranty for Labor:**

For one year from the date of your original purchase of the Products, we will provide, free of charge, the labor cost associated with repairing the Products or parts to replace those that failed due to manufacturing defects subject to the exclusions and limitations below. After the first year from the date of your original purchase, you are responsible for all labor costs associated with this warranty.

**To Obtain Service Under Limited Warranty:**

To qualify for warranty service, you must: (a) notify us at the address or telephone number stated below within 60 days of the discovery of the defect; (b) give the model number and serial number; and (c) describe the nature of any defect in the Product or part. At the time of the request for warranty service, you must present evidence of your proof of purchase and proof of the original purchase date. If we determine that the warranty exclusions listed above apply or if you fail to provide the necessary documentation to obtain service, you will be responsible for all shipping, travel, labor and other costs related to the services. This warranty is not extended or restarted upon warranty repair or replacements.

**Warranty Exclusions:**

This warranty covers only repair or replacement, at our option, of defective Products or parts and does not cover any other costs related to the Products including but not limited to: (a) normal maintenance and service required for the Products and consumable parts such as filters, light bulbs, fuses; (b) any Products or parts which have been subject to freight damage, misuse, negligence, accident, faulty installation or installation contrary to recommended installation instructions, improper maintenance or repair (other than by us); (c) commercial or government use of the Products or use otherwise inconsistent with its intended purpose; (d) natural wear of the finish of the Products or wear caused by improper maintenance, use of corrosive and abrasive cleaning products, pads, and oven cleaner products; (e) chips, dents or cracks caused by abuse or misuse of the Products; (f) service trips to your home to teach you how to use the Products; (g) damage to the Products caused by accident, fire, floods, acts of God; or (h) Custom installations or alterations that impact serviceability of the Products. (i) Damage to personal property or food spoilage from use of this product. If you are outside our service area, additional charges may apply for shipping costs for warranty repair at our designated service locations and for the travel cost to have a service technician come to your home to repair, remove or reinstall the Products. After the first year from the date of your original purchase, you are also responsible for all labor costs associated with this warranty. All Products must be installed by a qualified professional installer to be eligible for warranty repairs or service.

**Limitations of Warranty:**

**OUR OBLIGATION TO REPAIR OR REPLACE, AT OUR OPTION, SHALL BE YOUR SOLE AND EXCLUSIVE REMEDY UNDER THIS WARRANTY. WE SHALL NOT BE LIABLE FOR INCIDENTAL, CONSEQUENTIAL OR SPECIAL DAMAGES ARISING OUT OF OR IN CONNECTION WITH THE USE OR PERFORMANCE OF THE PRODUCTS. THE EXPRESS WARRANTIES IN THE PRECEDING SECTION ARE EXCLUSIVE AND IN LIEU OF ALL OTHER EXPRESS WARRANTIES. WE HEREBY DISCLAIM AND EXCLUDE ALL OTHER EXPRESS WARRANTIES FOR THE PRODUCTS, AND DISCLAIM AND EXCLUDE ALL WARRANTIES IMPLIED BY LAW, INCLUDING THOSE OF MERCHANTABILITY AND FITNESS FOR A PARTICULAR PURPOSE.**

Some states or provinces do not allow limitations on the duration of an implied warranty or the exclusion or limitation of incidental or consequential damages, so the above limitations or exclusions may not apply to you. To the extent that applicable law prohibits the exclusion of implied warranties, the duration of any applicable implied warranty is limited to the same two-year and one-year periods described above if permitted by applicable law. Any oral or written description of the Products is for the sole purpose of identifying the Products and shall not be construed as an express warranty. Prior to using, implementing or permitting use of the Products, you shall determine the suitability of the Products for the intended use, and you shall assume all risk and liability whatsoever in connection with such determination. We reserve the right to use functionally equivalent refurbished or reconditioned parts or Products as warranty replacements or as part of warranty service. This warranty is not transferable from the original purchaser and only applies to the consumer residence where the Product was originally installed located in the United States and Canada. This warranty is not extended to resellers.

[illegible]

# PRODUCT GUIDE 2023

## ZEPHYR

T 800 361 0799 F 450 682 7943

[www.distinctive-online.com](http://www.distinctive-online.com) [info@distinctive-online.com](mailto:info@distinctive-online.com)

### EASTERN CANADA

Head Office & Warehouse  
2025 Cunard Street  
Laval, QC H7S 2N1

### WESTERN CANADA

Warehouse  
NFI 1020 Derwent Way  
Delta, BC V3M 5R1

### PARTS & SERVICE

[service@distinctive-online.com](mailto:service@distinctive-online.com)  
1-800-561-7265

### ORDER DESK

[orderdesk@distinctive-online.com](mailto:orderdesk@distinctive-online.com)