



FULGOR

MILANO

PRODUCT GUIDE **2023**

INNOVATION



DUAL FLAME CRESCENDO BURNERS : Because precision is important for powerful high and gentle low flames, our sealed burners offer five combinations of flame configurations for near infinite control. Durable brass burner rings provide exceptional heat distribution to the base of the cooking vessel at its maximum output of 20,000 BTU and is also capable of the gentlest simmer aided by its oversized burner cap.



NOVA BROILER SYSTEM : Intense heat sears meats and fish locking in juices, with a large broiling area. Ventilation in our All Gas Pro Ranges allows for closed-door broiling, which ensures constant cooking.



MAKE IT EXCLUSIVELY YOURS : Customize your Sofia Range with your chosen name. Visit the Fulgor Milano website to create your personalized name plate for the oven door. The complimentary plate will AUTOGRAPH YOUR KITCHEN be delivered to your home where your unique Sofia kitchen is exclusively yours. Visit <http://sofia.fulgor-milano.com/>



PARTS & LABOR

- 2 years parts and labor
- 5 years parts and labor on the following sealed system components only: compressor, condenser, evaporator, dryer and connective tubing
- 5 years parts only on the following sealed system components only: compressor, condenser, evaporator, dryer and connective tubing
- 12 years parts only on the following sealed system components only: compressor, condenser, evaporator, dryer and connective tubing
- Cosmetic Warranty: Doors, handles, glass, product frames, racking, interior and exterior surfaces are covered by a limited 30-day parts-only warranty for cosmetic defects proven to have originated from the factory. It is the responsibility of the owner to inspect the product and report any such claims within this 30 day period.

Specifications and features may vary. Please refer to the manufacturer's website for the latest updates.

INDEX

F6PGR	Sofia Pro Gas Range	4
F6PIR	Sofia Pro Induction Range	5
F6PDF	Sofia Pro Dual Fuel Range	6
F4PGR	Accento Gas Range	7
F4PDF	Accento Dual Fuel	7
F6GRT-F6IR	Gas & Induction Rangetops	8
F6PGK - F4GK	Gas Cooktops	9
F6RT-F7IT	Electric and Induction Cooktops	10
F1SM-F1SP-F4SP	Distinto Ovens	11
F6P-F7	Professional & Distinto Ovens	12
F7SCO-F7DSC	Specialty Ovens	13
F4WD-F6PW-F7	Warming Drawers	14
F7BC	Built-in Coffee Machines	15
F4CW-F4UC-F6PH-F6PC	Ventilation	16
F4BP-F6BP-Accessories	Ventilation	17
F6FBM	Freestanding French Door	18
F7IBM - F7PBM	Built-in Bottom Mount Refrigerator	18
F7IBW - F7PBW	Built-in Bottom Mount Wine Cellar	19
F7IFC - F7SFC	Freezer Columns	20
F7IRC- F7SRC	Refrigerator Columns	20
F7IWC- F7SWC	Wine Columns	21
F6DW - F4DW	Dishwashers	22
	Colour Doors & Accessories	23-26

Specifications and features may vary. Please refer to the manufacturer's website for the latest updates.

SOFIA PRO RANGES

MODEL

WIDTH DESCRIPTION

ENERGY



F6PGR304S2



F6PGR364GS2

F6PGR304S2	30"	4 Brass burner	Gas
F6PGR366S2	36"	4 Brass burner + griddle	Gas
F6PGR364GS2	36"	6 Brass burner	Gas
F6PGR486GS2	48"	6 Brass burner + griddle	Gas

COOKING SURFACE

- > Digital Controls
- > One-piece, matte finish porcelain burner bowl
- > Tubular Gas Burner
- > Dual-Flame Crescendo Burners

COOKING SURFACE

- > Digital Controls
- > One-piece, matte finish porcelain burner bowl
- > Tubular Gas Burner
- > Dual-Flame Crescendo Burners
- > One integrated trilaminate Griddle + Lid (F6PGR364GS2 & F6PGR486GS2 only)
- > L.P. Conversion Kit included
- > Island trim included

OVEN

- > Dual Convection
- > Oven temperature electronic control
- > Nova Broiler System
- > Black Porcelain enamel interior
- > Cool to the touch soft closing door
- > Extra-large baking cavity and viewing area
- > 3 Halogen lights for flawless visibility
- > Oven functions: Bake, Broil, Convection, Pizza cooking mode 590 °F, Dehydrate, Timer, Sabbath Mode (main oven)
- > Optional colour door kits available

30" MODELS

- > Oven capacity 4.4 cu. ft.
- > One 20k and three 18k BTU Burners
- > 2 Heavy Duty, continuous cast iron grates

36" MODELS

- > Oven capacity 5.7 cu. ft.
- > F6PGR366S2:
3 Heavy Duty, continuous cast iron grates
Two 20k and four 18k BTU Burners
- > F6PGR364GS2:
2 Heavy Duty, continuous cast iron grates
Two 20k and two 18k BTU Burners

48" MODELS

- > Two 20k and four 18k BTU Burners
- > 3 Heavy Duty, continuous cast iron grates
- > Oven capacity 4.4 cu. ft. and 2.7 cu.ft.
- > 2 Halogen light on accessory oven
- > True Convection in accessory oven

INCLUDED ACCESSORIES

- > 2 Chrome racks per oven
- > 1 Telescopic rack per oven
- > Enameled Broiler Pan

30: 29 3/4" W / 35 3/8" - 37 1/4" H / 27 1/2" D (30" with handle)
36: 35 7/8" W / 35 3/8" - 37 1/4" H / 27 1/2" D (30" with handle)
48: 47 7/8" W / 35 3/8" - 37 1/4" H / 27 1/2" D (30" with handle)

See range accessories > Pages 21-24



F6PGR366S2



F6PGR486GS2

Specifications and features may vary. Please refer to the manufacturer's website for the latest updates.

SOFIA PRO RANGES

MODEL

WIDTH DESCRIPTION

ENERGY

F6PIR304S1	30"	4 zones	Induction
F6PIR365S1	36"	5 zones	Induction
F6PIR487S1	48"	7 zones	Induction
F6PIR485GS1	48"	5 Zones + Griddle	Induction

COOKING SURFACE

- > Elegant Ceramic glass surface
- > Digital Controls
- > 1 Dual Max Power with Ø 11" cooking zone
- > Booster function for each cooking zone
- > Residual heat and Power-on Indicators
- > Pot Detection System
- > Child Lock Function
- > Automatic Heat-up

- 30" MODELS
- > Oven capacity 4.4 cu. ft.

- 36" MODELS
- > Oven capacity 5.7 cu. ft.

- 48" MODELS
- > 2 Bridge Zone Elements
 - > One integrated trilaminate Griddle + Lid (F6PIR485GS1 only)
 - > Oven capacity 4.4 cu. ft. and 2.7 cu.ft.
 - > 2 Halogen light on accessory oven
 - > True Convection in accessory oven

OVEN

- > Dual True Convection
- > Self-cleaning oven with Multifunction baking
- > Fast pre-heat
- > Black Porcelain enamel interior
- > Cool to the touch soft closing door
- > Extra-large baking cavity and viewing area
- > 3 Halogen lights for flawless visibility
- > Oven Functions: Bake, Broil, Roast, True Convection, Warm / Proof / Dehydrate, Meat Probe, Self-Clean, Sabbath Mode, Convection Roast
- > Optional colour door kits available

INCLUDED ACCESSORIES

- > 2 Chrome racks per oven
- > 1 Telescopic rack per oven
- > 1 Meat probe

30: 29 3/4" W / 35 3/8" - 37 1/4" H / 27 1/2" D (30" with handle)
 36: 35 7/8" W / 35 3/8" - 37 1/4" H / 27 1/2" D (30" with handle)
 48: 47 7/8" W / 35 3/8" - 37 1/4" H / 27 1/2" D (30" with handle)

See range accessories > Pages 21-24



F6PIR304S1



F6PIR304S1 cooktop surface



F6PIR365S1



F6PIR365S1 cooktop surface



F6PIR485GS1



F6PIR487S1

Specifications and features may vary. Please refer to the manufacturer's website for the latest updates.

SOFIA PRO RANGES

MODEL

WIDTH DESCRIPTION

ENERGY



F6PDF304S1

F6PDF304S1	30"	4 brass burners	Dual Fuel
F6PDF366S1	36"	6 brass burners	Dual Fuel
F6PDF364GS1	36"	4 brass burners + griddle	Dual Fuel
F6PDF486GS1	48"	6 brass burners + griddle	Dual Fuel

COOKING SURFACE

- > Digital Controls
- > One-piece, matte finish porcelain burner bowl
- > Tubular Gas Burners
- > Dual-Flame Crescendo Burners
- > One integrated trillamine Griddle + Lid
F6PDF364GS1 & F6PDF486GS1 only)
- > L.P. Conversion Kit included
- > Island trim included

OVEN

- > Dual True Convection
- > Self-cleaning oven with Multifunction baking
- > Fast pre-heat
- > Black Porcelain enamel interior
- > Cool to the touch soft closing door
- > Extra-large baking cavity and viewing area
- > 3 Halogen lights for flawless visibility
- > Oven Functions: Bake, Broil, Roast, True Convection, Warm / Proof / Dehydrate, Meat Probe, Self-Clean, Sabbath Mode, Convection Roast
- > Optional colour door kits available

30" MODELS

- > Oven capacity 4.4 cu. ft.
- > One 20k and three 18k BTU Burners
- > 2 Heavy Duty, continuous cast iron grates

36" MODELS

- > Oven capacity 5.7 cu. ft.
- > F6PDF366S1:
3 Heavy Duty, continuous cast iron grates
Two 20k and four 18k BTU Burners
- > F6PDF364GS1:
2 Heavy Duty, continuous cast iron grates
Two 20k and two 18k BTU Burners

48" MODELS

- > 3 Heavy Duty, continuous cast iron grates
- > Two 20k and four 18k BTU Burners
- > Oven capacity 4.4 cu. ft. and 2.7 cu.ft.
- > 2 Halogen light on accessory oven
- > True Convection in accessory oven

INCLUDED ACCESSORIES

- > 2 Chrome racks per oven
- > 1 Telescopic rack per oven
- > 1 Meat probe

30: 29 3/4" W / 35 3/8" - 37 1/4" H / 27 1/2" D (30" with handle)

36: 35 7/8" W / 35 3/8" - 37 1/4" H / 27 1/2" D (30" with handle)

48: 47 7/8" W / 35 3/8" - 37 1/4" H / 27 1/2" D (30" with handle)

See range accessories > Pages 21-24



Specifications and features may vary. Please refer to the manufacturer's website for the latest updates.

ACCENTO RANGES

MODEL

WIDTH DESCRIPTION

ENERGY



F4PGR304S2

30"

4 aluminum burners

Gas

F4PGR366S2

36"

6 aluminum burners

Gas

COOKTOP

- > One piece, matte finish porcelain burner bowl
- > Heavy Duty, continuous cast iron grates :
2 for 30" / 3 for 36"
- > Dual-Flame Crescendo Burners 18,000 BTU max (NG) : 2 for 30" / 3 for 36"
- > Rapid Burners 15,000 BTU max (NG):
2 for 30" / 3 for 36"
- > Natural Gas (LP convertible)

OVEN

- > Dual Convection
- > Black Porcelain enamel interior
- > Cool to the touch door
- > Extra-large baking cavity and viewing area
- > 3 Halogen lights for flawless visibility
- > Gross capacity 30" 4.4 cu. ft. / 36" 5.7 cu. ft.
- > 2 Chromed Racks
- > Enameled Grill Set
- > Optional colour door kits available



F4PDF304S1

30"

4 aluminum burners

Dual Fuel

F4PDF366S1

36"

6 aluminum burners

Dual Fuel

COOKTOP

- > Heavy Duty, continuous cast iron grates
(2 for 30" / 3 for 36")
- > One piece, matte finish porcelain burner bowl
- > Dual-Flame Crescendo Burners
(2 for 30" / 3 for 36")
- > 18,000 BTU max (NG) (2 for 30" / 3 for 36")
- > Rapid Burners (2 for 30" / 3 for 36")
- > 15,000 BTU max (NG) (2 for 30" / 3 for 36")
- > Natural Gas (LP convertible)

OVEN

- > Dual True Convection
- > Self-cleaning oven with Multifunction baking
- > Black Porcelain enamel interior
- > Cool to the touch door
- > Extra-large baking cavity and viewing area
- > 3 Halogen lights for flawless visibility
- > Gross capacity 30" 4.4 cu. ft. / 36" 5.7 cu. ft.
- > Optional colour door kits available



F4PDF304S1

30: 29 3/4" W / 35 3/8" - 37 1/4" H / 28 1/4" D (29 3/4" with handle)









36: 35 7/8" W / 35 3/8" - 37 1/4" H / 28 1/4" D (35 7/8" with handle)

See range accessories > Pages 21-24



F4PGR366S1

Specifications and features may vary. Please refer to the manufacturer's website for the latest updates.

RANGETOPS	MODEL	WIDTH	DESCRIPTION	ENERGY
	F6GRT304S1	30"	4 brass burners	Gas
	F6GRT366S1	36"	6 brass burners	Gas
	F6GRT364GS1	36"	4 brass burners + griddle	Gas
	F6GRT486GS1	48"	6 brass burners + griddle	Gas
	F6IRT304S1	30"	4 zones	Induction
	F6IRT365S1	36"	5 zones	Induction
	F6IRT485GS1	48"	5 zones with griddle	Induction
	F6IRT487S1	48"	7 zones	Induction

- > One-piece, matte finish porcelain burner bowl
- > Tubular Gas Burners
- > Dual-Flame Crescendo Burners
- > Natural Gas (LP convertible)
- > Electric Re-ignition system
- > Flame-out Sensing
- > L.P. Conversion Kit included
- > Island trim included

- 36" MODELS
- F6GRT366S1:
- > 3 Heavy Duty, continuous cast iron grates
 - > Two 20k and four 18k BTU Burners
- F6GRT364GS1:
- > 2 Heavy Duty, continuous cast iron grates
 - > Two 20k and two 18k BTU Burners
 - > One integrated trillaminate Griddle + Lid

- 30" MODELS
- > One 20k and three 18k BTU Burners
 - > 2 Heavy Duty, continuous cast iron grates

- 48" MODELS
- F6GRT486GS1:
- > 3 Heavy Duty, continuous cast iron grates
 - > Two 20k and four 18k BTU Burners
 - > One integrated trillaminate Griddle + Lid

30: 29 3/4" W / 7" H / 27 3/8" D (29 1/2" with knob)
 36: 35 3/4" W / 7" H / 27 3/8" D (29 1/2" with knob)
 48: 47 7/8" W / 7" H / 27 3/8" D (29 1/2" with knob)

- > Powerful premium European inductors
- > Elegant Ceramic glass surface
- > Booster function for each cooking zone
- > Residual heat and Power-on Indicators
- > Melting and Simmering function
- > Knob Controlled
- > Digital Minute Minder
- > Pot Detection System
- > Child Lock Function
- > Failure Codes Indication
- > Digital Display for Power Level
- > Automatic Heat-up Time

- 36" MODELS
- > 4 Single Induction cooking zones
 - > 1 Dual Max Power with Ø 11" cooking zone.

- 48" MODELS
- F6IRT487S1
- > 4 Single Induction cooking zones
 - > 1 Dual Max Power with Ø 11" cooking zone
 - > 2 Bridge Zone Elements (griddle function)
- F6IRT485GS1
- > 4 Single Induction cooking zones
 - > 1 Dual Max Power with Ø 11" cooking zone
 - > 2 Bridge Zone Elements
 - > One integrated trillaminate Griddle + Lid

- 30" MODELS
- > 4 Single Induction cooking zones.

30: 29 3/4" W / 7" H / 27 3/8" D (29 1/2" with knob)
 36: 35 3/4" W / 7" H / 27 3/8" D (29 1/2" with knob)
 48: 47 7/8" W / 7" H / 27 3/8" D (29 1/2" with knob)


Specifications and features may vary. Please refer to the manufacturer's website for the latest updates.

COOKTOPS

MODEL

WIDTH DESCRIPTION

ENERGY



F6PGK365S1

F4PGK305S2	30"	5 aluminum burners	Gas
F6PGK305S2	30"	5 brass burners	Gas
F6PGK365S1	36"	5 brass burners	Gas

30" COOKTOP

- > Dual flame burners: 1 x 20,000 BTU / 2 x 10,500 BTU / 2 x 8000 BTU

- > 3 Heavy duty continuous cast iron grates
- > Heavy Gauge 304 Stainless Steel Burner Bowl
- > Backlit Control Knob indicator (F6PGK models only)

36" COOKTOP

- > Solid Brass Dual flame burners: 1 x 20,000 BTU / 4 x 15,000 BTU

- > Heavy duty control panel
- > Large cooking area
- > Full pot stability
- > Natural Gas (LP Convertible)

30" (W) (H) 3 1/2"x (D) 21"

36" (W) (H) 3 1/2"x (D) 21"

F4GK24S1	24"	4 Aluminum Burners	Gas
----------	-----	--------------------	-----

- > 4 gas burners (including dual crown burner)
- > power 450-18000 BTU
- > 4 front/horizontal design knobs
- > 4 heavy duty cast iron grates
- > optional simmer plate, wok ring and small pot insert
- > flame out sensing

- > electric flame ignition and re-ignition
- > propane conversion kit
- > (W) 24.4" (H) 2.9" (D) 20"



F4GK30S1	30"	5 Aluminum Burners	Gas
----------	-----	--------------------	-----

- > 5 gas burners (including dual crown burner)
- > power 450-18000 BTU
- > 5 front/horizontal design knobs
- > 2 heavy duty cast iron grates
- > optional simmer plate, wok ring and small pot insert

- > flame out sensing
- > electric flame ignition and re-ignition
- > propane conversion kit
- > (W) 29.9" (H) 2.9" (D) 20"



F4GK36S1	36"	5 Aluminum Burners	Gas
----------	-----	--------------------	-----

- > 5 gas burners (including dual crown burner)
- > power 450-18000 BTU
- > 5 front/horizontal design knobs
- > 3 heavy duty cast iron grates
- > optional simmer plate, wok ring and small pot insert

- > flame out sensing
- > electric flame ignition and re-ignition
- > propane conversion kit
- > (W) 35.8" (H) 2.9" (D) 20"



F4GK42S1	42"	5 Aluminum Burners	Gas
----------	-----	--------------------	-----

- > 4 gas burners (including dual crown burner)
- > Power 450-18000 BTU
- > 4 front/horizontal design knobs
- > 4 heavy duty cast iron grates
- > Optional simmer plate, wok ring and small pot insert

- > Flame out sensing
- > Electric flame ignition and re-ignition
- > Propane conversion kit
- > (W) 44" (H) 2.9" (D) 16.7"



Specifications and features may vary. Please refer to the manufacturer's website for the latest updates.

COOKTOPS

MODEL

WIDTH

FINISH

ENERGY



F3RK24S2

24"

Black Ceramic

Electric

- > 4 radiant zones
- > Power 800 - 1900W
- > 4 side design knobs for power level setting
- > Power on Indication
- > Hot surface Indication
- > (W) 24" (H) 3 9/32" (D) 21"



F6RT30S2

F6RT30S2

30"

Black with Aluminum Trim

Electric

F6RT36S2

36"

Black Ceramic

Electric

- > Easy clean ceramic glass
- > 30" - 4 radiant zones
- > 36" - 5 radiant zones (1 Bridge 800W)
- > 1 triple zone 2500W / 1600W / 800W
- > Peacock Slider Touch Control
- > Low Power Scale for Delicate Cooking
- > Control Display Lock
- > Automatic Fast Boil Function
- > Power and Hot surface Indication
- > Timer Functions
- > Timer Display
- > Acoustic Buzzer
- > Independent timer for each zone.
- > Booster function for each cooking zone
- > Failure Codes Indication

30" (W) 30 3/8" (H) 3 - 5/16" + conduit 15/16" (D) 21 3/16"
36" (W) 36 3/16" (H) 3 - 5/16" + conduit 15/16" (D) 21 3/16"



F6RT36S2



F7IT30S1

F7IT30S1

30"

Black with Aluminum Trim

Induction

F7IT36S1

36"

Black with Aluminum Trim

Induction

- > Easy to clean ceramic glass
- > 30" 4 Induction Zones
- > 36" 5 Induction Zones with Bridge on right side
- > Slide Touch Control
- > Melt and Simmering Functions
- > Residual heat and Power on Indicators
- > Digital Minute Minder
- > Pot Detection System
- > Child Lock Function
- > Independent timer for each zone.
- > Pause Function
- > Booster function for each cooking zone
- > Failure Codes Indication
- > Digital Display for Power Level
- > Automatic Heat-up Time

30" (W) 30 3/8" (H) 4" (D) 21 3/16"
240V, 60HZ, 30A
36" (W) 36 3/16" (H) 4" (D) 21 3/16"
240V, 60HZ, 45A



F7IT36S1

Specifications and features may vary. Please refer to the manufacturer's website for the latest updates.

DISTINTO OVENS

MODEL

WIDTH FINISH

ENERGY



F1SM24S2

24"

Stainless

Electric Knob Control

- > 2.2 cu.ft net capacity
- > Convection
- > 8 cooking functions
- > Red LED clock/timer display
- > 2000W broil upper heating element
- > 2 chromed racks and enameled broiler pan
- > Thermostat temperature regulation

- > 1 X 20W halogen light
- > 3 pane heat resistant glass
- > Tubular steel handle
- > 4 rack positions
- > (W) 23 3/8" (H) 23 3/8" (D) 21 7/8"



F7SP24S1

24"

Stainless

Self-Clean Electric-

F7SM24S1

24"

Stainless

Manual Clean Electric

- > 2.4 cu.ft. net capacity
- > Control panel with touch controls
- > Dual convection fan
- > Black Porcelain enameled interior
- > Internal lighting
- > 14 Cooking Modes (Defrost, Dehydrate, Bake, Roast, Convection bake, Convection grill, Broil, Warm, Warm+ Convection roast, Pizza)
- > Automatic Fast Preheat
- > Sabbath Mode

- > 4 pane heat resistant glass
- > Tubular steel handle
- > 2 flat grill racks
- > 5 rack position
- > 1 wide enameled tray with anti-splash insert



F1SP30S3

30"

Stainless

Self-Clean Electric

F1SM30S3

30"

Stainless

Manual Clean Electric

- > 2.8 cu.ft net capacity
- > Multifunction: True Euro Convection
- > Electronic control display
- > 8 cooking functions
- > 3100W broil upper heating element
- > 2 chromed racks and enameled grill set (basin+anti-splash)
- > Electronic temperature regulation
- > 2 X 20W halogen lights

- > 4 pane heat resistant glass
- > Tubular steel handle
- > °C/°F
- > 4 rack positions
- > (W) 29-3/8" (H) 23-3/16" (D) 22-1/16"

Specifications and features may vary. Please refer to the manufacturer's website for the latest updates.

PROFESSIONAL & DISTINTO OVENS

MODEL

WIDTH

FINISH

ENERGY



F6PSP30S1

F6PSP30S1
F6PDP30S1

30"
30"

Stainless
Stainless

Electric
Electric

Single
Double

- > Net capacity 4.1 cu. ft.
- > 12 Cooking Functions (Bake, Broil, Roast, Convection, True Convection, Warm, Proof, Dehydrate, Electronic cooking programmer, Meat Probe*, Self-Clean and Sabbath Mode)
- > Knob and electronic controls
- > Dual True Convection
- > Stainless Stainless tubular handle
- > Self-cleaning oven with Multifunction baking
- > Broil Upper Heating Element 3500 W
- > Preheat Indicator (25%, 50%, 75%, 100%)
- > °C/°F
- > Black Porcelain enamel interior
- > Cool to the touch, soft closing door
- > Extra-large baking cavity and viewing area
- > 3 Halogen lights for flawless visibility
- > 2 chromed racks, 6 rack positions>

- > 1 telescopic rack
- > Enameled Broiler Pan
- > SINGLE (W) 29-11/16" (H) 27-7/8" (D) 24"
- > DOUBLE (W) 29-11/16" (H) 50" (D) 24"



F6PDP30S1

* Meat probe in upper oven only for double oven



F7SP30S1

F7SP30S1
F7SP30W1
F7SP30B1
F7DP30S1
F7DP30W1
F7DP30B1

30"
30"
30"
30"
30"
30"

Stainless
White
Black
Stainless
White
Black

Electric
Electric
Electric
Electric
Electric
Electric

Single
Single
Single
Double
Double
Double

- Features per cavity
- > 4.1 cu.ft net capacity
 - > Pyrolytic self clean with automatic door latch
 - > 12 cooking functions
 - > Multifunction (2 fans): True Euro Convection
 - > CreActive Touch control system
 - > Blue backlight clock/timer display
 - > Red LED electronic control display with intuitive access
 - > 2 chromed racks
 - > 1 enameled grill set (basin+anti-splash)
 - > 3500W broil upper heating element
 - > 1 telescopic chromed rack
 - > Meat probe*
 - > Electronic temperature regulation
 - > Automatic fast preheat
 - > Preheat bar (25-50-75-100%)
 - > Preset/Last used temperature memory

- > 3 X 20W halogen lights
- > 4 pane heat resistant glass
- > 6 rack positions
- > °C/°F
- > Sabbath Mode
- > Stainless tube handle
- > Commands and child door locks
- > SINGLE (W) 29-11/16" (H) 27-7/8" (D) 24"
- > DOUBLE (W) 29-11/16" (H) 50-13/16" (D) 24"



F7DP30S1



F7SP30B1



F7SP30W1

* Meat probe in upper oven only for double oven

Specifications and features may vary. Please refer to the manufacturer's website for the latest updates.

COMBI STEAM & COMBI SPEED OVENS **MODEL** **WIDTH** **FINISH** **DESCRIPTION**



F6PSCO30S1



F7DSCO30S1

F7SCO24S1	24"	Stainless	Distinto Combi Steam
F7DSCO30S1	30"	Stainless	Distinto Combi Steam
F6PSCO30S1	30"	Stainless	Sofia Pro Combi Steam

- > 12 functions
- > Automatic cooking with pre-selected recipes which can be customizable (weight, temperature, cooking time)
- > Steam system
- > Combined cooking functions
- > Steam recovery cycle
- > CLEAN, assisted cleaning cycle for oven interior and steam circuit
- > Control panel with touch controls
- > Magnetic water filter
- > Stainless steel interior
- > Internal lighting
- > Internal capacity 1.2 cu.ft
- > Included accessories: Meat probe, 1 micro-perforated pan with stainless steel cover, 1 stainless steel tray, 1 flat rack
- > 240 Volt Connection
- > 24" (W) 23 3/8" (H) 17 3/4" (D) 21 1/2"
- > 30" (W) 29 7/8" (H) 18 5/8" (D) 21"



F6PSPD30S1

F7SPD24S1	24"	Stainless	Distinto Combi Speed
F7DSPD30S1	30"	Stainless	Distinto Combi Speed
F6PSPD30S1	30"	Stainless	Sofia Pro Combi Speed

- > 3 in 1 Oven: Microwave, Convection, and Combi
- > Stainless Interior with broiler
- > Quick Access Menu
- > Single Keyboard
- > Automatic Programs
- > Pre-selected and customizable recipes (weight, temperature, cooking time)
- > Microwave mode (6 levels)
- > Fan assisted mode
- > Combined Cooking mode
- > Microwave and Grill mode
- > Defrosting by time and weight
- > 240 Volt Connection
- > 24" (W) 23 3/8" (H) 17 3/4" (D) 21 1/2"
- > 30" (W) 29 7/8" (H) 18 5/8" (D) 21"

Specifications and features may vary. Please refer to the manufacturer's website for the latest updates.

WARMING DRAWERS

MODEL

WIDTH

FINISH



F7DWD30S1



F7IWD30O1



F6PWD30S1

F4WD24S1	24"	Distinto (Stainless panel no handle)
F7DWD30S1	30"	Distinto (Stainless panel no handle)
F7IWD30O1	30"	Distinto (Panel Ready)
F6PWD30S1	30"	Professional Stainless

- > Knob Control
- > Heavy Duty full extendable telescopic rails
- > 30" Capacity: 2.1 cu. ft.
- > 24" Capacity: 0.5 cu.ft.
- > Convection heating system for a more heating distribution
- > All stainless steel structure
- > Warming Temperature range; min. 86 °F up to 190 °F
- > Push-Pull system to open and close door (handleless models only)
- > 2 Internal lights
- > Non-slip rubber mat

PRO (W) 29-7/8" x (H) 10-3/8" x (D) 24-3/4"

DIST (W) 30" x (H) 10-3/8" x (D) 23-3/4"

PR (W) 27-3/4" x (H) 8-1/4" x (D) 23"

Specifications and features may vary. Please refer to the manufacturer's website for the latest updates.

BUILT-IN COFFEE MACHINES MODEL WIDTH FINISH



F7BC24S1



F7BC24B1

F7BC24S1	24"	Stainless
F7BC24B1	24"	Black Glass

- > 3 different coffee temperature settings
- > 5 coffee strength settings: extra-strong, strong, medium, light, extra-light
- > 5 mug size settings: espresso, corto, medium, large, pot
- > Cappuccino
- > Steam
- > Hot water
- > Stand-by (energy saving)
- > Water hardness setting
- > Coffee and water refill indicators (no direct water feed)
- > Ground coffee container to empty indicator
- > Cleaning indicator
- > Limescale filter indicator
- > LED lighting
- > Included Accessories: Container for the milk, Telescopic rails, Power cord with plug

Accessories

F7DTK30BC	30"	DISTINTO Trim Kit for Coffee Machine (Black Machine Only)
F6PTK30BC	30"	PRO Trim Kit for Coffee Machine (Black Machine Only)








F7BC24B1 + F7DTK30BC



F7BC24B1 + F6PTK30BC

Specifications and features may vary. Please refer to the manufacturer's website for the latest updates.

VENTILATION	MODEL	WIDTH	FINISH	ENERGY
	F4UC30S1	30"	Stainless	450 CFM
	F4UC36S1	36"	Stainless	450 CFM
	<ul style="list-style-type: none"> > undercabinet > 450 CFM > 4 speed mechanical controls > ducted and recirculating venting type > 2 x 1.2W LED lights 			<ul style="list-style-type: none"> > 5-15/16" ducting > baffle filters > 30" (W) 29-13/16" (H) 10-1/4" (D) 21-1/8" > 36" (W) 35-7/8" (H) 10-1/4" (D) 21-1/8"
	F4CW30S1	30"	Stainless	600 CFM
	F4CW36S1	36"	Stainless	600 CFM
	<ul style="list-style-type: none"> > Scotch brite stainless steel > Electronic controls > 4 Speed Settings > 2 LED lighting 			<ul style="list-style-type: none"> > Fan motor 600 CFM > 69 dB > Baffle filter > Optional Charcoal filter available
	F6PH30S1	30"	Stainless	600 CFM
	F6PH36S1	36"	Stainless	600 CFM
	<ul style="list-style-type: none"> > professional > 600 CFM > 4 speed mechanical controls > ducted and recirculating venting type > 2 x 1.2W LED lights 			<ul style="list-style-type: none"> > 5-15/16" ducting > pro baffle filters > 30" (W) 29-13/16" (H) 18" (D) 24" > 36" (W) 35-7/8" (H) 18" (D) 24"
	F6PH36DS1	36"	Stainless	1000 CFM
	F6PH48DS1	48"	Stainless	1000 CFM
	<ul style="list-style-type: none"> > professional > 1000 CFM > 4 + 4 speed mechanical controls > Dual Fan Motors > Ducted and recirculating 			<ul style="list-style-type: none"> > 36" 4 and 48" 8 x 1.2W LED lights > 8" ducting > pro baffle filters > 36" (W) 35-7/8" (H) 18" (D) 24" > 48" (W) 48" (H) 18" (D) 24"
	F6PC36DS1	36"	Stainless	1000 CFM
	F6PC48DS1	48"	Stainless	1000 CFM
	<ul style="list-style-type: none"> > professional > Heavy-Duty Control Panel with 3 Knobs > 1000 CFM (2x500) > 3 + 3 Speed Settings 			<ul style="list-style-type: none"> > LED lights (36" x4 / 48" x6) > 75 dB sound rating > Baffle filters > 36" (W) 36" (H) 40 13/16" (D) 24"

Specifications and features may vary. Please refer to the manufacturer's website for the latest updates.

VENTILATION

MODEL

WIDTH

FINISH

ENERGY



F4BP28S1
F6BP34S1

30"
34"

Stainless
Stainless

600 CFM
600 CFM

- > insert
- > 600 CFM
- > 4 speed mechanical controls
- > ducted and recirculating venting type
- > 2 x 1.2W LED lights

- > 5-15/16" ducting
- > baffle filters (pro for 34" model)
- > 30: 28-3/8" W / 10-3/8" H / 15-3/4" D
- > 36" 34-1/4" W / 13-1/8" H / 18-1/2" D



F6BP34DS1
F6BP46DS1

36"
48"

Stainless
Stainless

1000 CFM
1000 CFM

- > heavy-Duty Control Panel with Knobs
- > LED lighting
- > 4 + 4 Speed - Mechanical Control
- > baffle filter
- > dual fan motors - CFM max 1000 (2x500)

- > 75 dB sound rating
- > 36: 34 1/4" (W) 13 1/8" (H) 18 1/2" (D)
- > 48: 45 3/4" (W) 13 1/8" (H) 18 1/2" (D)



F6CK36-12
F6CK30-12
F6CK48-12

36"
30"
48"

Stainless
Stainless
Stainless

Chimney Extension for Professional Hoods (F6PH models) Height 12"



FMFIL

- > Carbon Filters for Recirculating Range Hoods



REFRIGERATION

MODEL

WIDTH

FINISH



F6FBM36S2 + F6HK36FFBS

FREESTANDING FRENCH DOOR FRIDGE

F6FBM36S2 36" Stainless (Handle kit sold separately)

- > Duo Cycle Frost Free Cooling
- > Electronic Control
- > Ion Fresh
- > Inner Digital Display
- > Sabbath Mode
- > Large Pantry Drawer
- > Height Adjustable Cantilever Shelves
- > Interior Filtered Water Dispenser
- > Interior Theatre Lighting with LED lights
- > Automatic Ice Machine
- > Large Freezer Drawer
- > Energy Star Rated

69 ¾ H x 35 ¾" W x 26 13/16" D.

F6HK36FFBS

SOFIA PRO Handle Kit with this Badge

F7HK36FFBS

DISTINTO Handle kit



F7PBM36S1-R

BUILT-IN BOTTOM MOUNT REFRIGERATOR

F7IBM36O1-L 36" Panel Ready - Left Swing
F7IBM36O1-R 36" Panel Ready - Right Swing
F7PBM36S1-L 36" Stainless - Left Swing
F7PBM36S1-R 36" Stainless - Right Swing

- > Fridge Compartment
- > Flexzone Bottom Drawer
- > Stainless Steel Crisper Drawers
- > Ice Maker with ice tray
- > LED Lighting
- > Brilliant white aluminium interior
- > Cool Zone 0°C
- > Hot air ventilation
- > Total No Frost
- > Rapid Deep Freezing
- > Noise Level 41 (dB)
- > Holiday Mode

Overlay (W)	35 1/2" x (H)	83 1/2" x (D) 22"
Stainless (W)	35 1/2" x (H)	84" x (D) 22"

Specifications and features may vary. Please refer to the manufacturer's website for the latest updates.

REFRIGERATION

MODEL

WIDTH FINISH



F7PBW24S1-L

BUILT-IN BOTTOM MOUNT WINE CELLAR

F7IBW24O1-L	24"	Panel Ready - Left Swing
F7IBW24O1-R	24"	Panel Ready - Right Swing
F7PBW24S1-L	24"	Stainless - Left Swing
F7PBW24S1-R	24"	Stainless - Right Swing

- > Cave Storage Compartment, Natural Wood Shelves, for 36 bottles
- > Wine Cellar Compartment, Natural Wood Shelves, for 18 bottles
- > TriplePlay Refrigeration
- > Total No Frost
- > Brilliant white aluminium interior
- > TriZone Bottom Drawer
- > Rapid Deep Freezing
- > LED lighting
- > Noise Level 41 (dB)
- > Integrated Installation
- > Holiday Mode
- > Triple Panel Door
- > 54 Bottles Capacity

Overlay (W)	23 3/4"x (H)	83 1/2"x (D) 22"
Stainless (W)	23 3/4"x (H)	83 1/2"x (D) 22"

REFHANDPRO24	24"	Pro handle kit for overlay 24" fridge
REFHANDPRO36	36"	Pro handle kit for overlay 36" fridge
REFHANDIS24	24"	Distinto handle kit for 24" overlay
REFHANDIS36	36"	Distinto handle kit for 36" overlay
REFSBSPRO60	60"	Sofia Joining Kit (includes joining strip, 60" one piece upper grill & toe kick and insulated blanket)
REFSBSINT60	60"	DistintoJoining Kit (includes joining strip, 60" one piece upper grill & toe kick and insulated blanket)
REFSBSPRO72	72"	Sofia Joining Kit (includes joining strip, 72" one piece upper grill, toe kick and insulated blanket)

Specifications and features may vary. Please refer to the manufacturer's website for the latest updates.

REFRIGERATION

MODEL

WIDTH

FINISH

BUILT-IN FREEZER COLUMNS



F7IFC30O1-L

F7IFC18O1-L	18"	Panel Ready – Left Swing
F7IFC18O1-R	18"	Panel Ready – Right Swing
F7IFC24O1-L	24"	Panel Ready – Left Swing
F7IFC24O1-R	24"	Panel Ready – Right Swing
F7IFC30O1-L	30"	Panel Ready – Left Swing
F7IFC30O1-R	30"	Panel Ready – Right Swing
F7IFC36O1-L	36"	Panel Ready – Left Swing
F7IFC36O1-R	36"	Panel Ready – Right Swing
F7SFC18S1-L	18"	Stainless – Left Swing
F7SFC18S1-R	18"	Stainless – Right Swing
F7SFC24S1-L	24"	Stainless – Left Swing
F7SFC24S1-R	24"	Stainless – Right Swing
F7SFC30S1-L	30"	Stainless – Left Swing
F7SFC30S1-R	30"	Stainless – Right Swing
F7SFC36S1-L	36"	Stainless – Left Swing
F7SFC36S1-R	36"	Stainless – Right Swing

- > Total No Frost
- > Height adjustable glass shelves
- > Metal freezer bins on stainless steel glides
- > Icemaker with ice tray
- > Luminous white interior
- > Multilevel LED lighting
- > Professional Handle kit included with Stainless models only

BUILT-IN REFRIGERATOR COLUMNS



F7SRC36S1-R

F7IRC24O1-L	24	Panel Ready – Left Swing
F7IRC24O1-R	24	Panel Ready – Right Swing
F7IRC30O1-L	30	Panel Ready – Left Swing
F7IRC30O1-R	30	Panel Ready – Right Swing
F7IRC36O1-L	36	Panel Ready – Left Swing
F7IRC36O1-R	36	Panel Ready – Right Swing
F7SRC24S1-L	24	Stainless – Left Swing
F7SRC24S1-R	24	Stainless – Right Swing
F7SRC30S1-L	30	Stainless – Left Swing
F7SRC30S1-R	30	Stainless – Right Swing
F7SRC36S1-L	36	Stainless – Left Swing
F7SRC36S1-R	36	Stainless – Right Swing

- > Microbeaded stainless steel crisper drawers with soft closing
- > Height adjustable glass shelves
- > Luminous white interior
- > Multilevel LED lighting
- > Professional Handle kit included with Stainless models only

Specifications and features may vary. Please refer to the manufacturer's website for the latest updates.

REFRIGERATION

MODEL

WIDTH FINISH



F7SWC24S1-L

BUILT-IN WINE COLUMNS

F7IWC24O1-L	24	Panel Ready - Left Swing
F7IWC24O1-R	24	Panel Ready - Right Swing
F7SWC24S1-L	24	Stainless - Left Swing
F7SWC24S1-R	24	Stainless - Right Swing

- > Two temperature zones
- > 12 Natural wood shelves for 80 bottle total storage capacity
- > Luminous white interior
- > Multilevel LED lighting
- > Professional Handle kit included with Stainless models only

DISHWASHERS

MODEL

WIDTH


FINISH



F6DWT24SS2 + F6UHK24DISH

F6DWT24SS2 24" Stainless (Handle kit sold separately)

- > 16 Place Settings
- > 6 Programs
- > 45 dBA Silent Operations
- > Flexible Rack Loading
- > All-In-One single tablet Detergent Function
- > Fast Function
- > 5 Level Wash
- > Flow-Through Heater
- > Stainless Steel Tub
- > 3 way Euro Filtering System
- > Front Adjustable rear feet
- > Adjustable Hinge System
- > Built-in High Loop with Air Gap
- > Double Motion Float System
- > (W) 23-9/16" (H) 33-7/8" - 35-7/8" (D) 24"



F6DWT24SS2 + F7HK24DISHS

F4DWS18FI 18" Panel Ready – Short tub
 F4DWS24FI 24" Panel Ready – Short tub
 F4DWT24FI 24" Panel Ready – Tall tub
 F4DWT24SS1 24" Stainless with Professional handle – Tall tub
 F4DWT24DS1 24" Stainless with Distinto handle – Tall tub

- > 10 Place settings (18")
- > 14 Place settings (24")
- > 6 Programs
- > 49 dB(A)
- > Super active drying
- > Fully built-in top control
- > 2 Foldable racks upper basket
- > Flow through heater
- > 3 way Euro filtering system
- > Front adjustable rear feet
- > Airbreak with drain back siphonage preventer
- > Overflow & leakage protection
- > 18" DW: 28 - 1/4" H / 17 - 5/8" W x 22 1/2" D
- > 24" DW: 28 - 1/4" H / 23 - 9/16" W x 22 1/2" D
- > 24" DWT: 35 - 7/8" H / 33 - 7/8" W x 22 1/2" D

HANDLE KIT

F6UHK24DISH SOFIA PRO handle Kit with Badge
 F7UHK24DISH DISTINTO Handle Kit

ACCESSORIES

MODEL

WIDTH

FINISH



Sofia Pro Range Door Colour Kits

PDRKIT30WH	30"	GLOSSY WHITE
PDRKIT36WH	36"	GLOSSY WHITE
PDRKIT48WH	48"	GLOSSY WHITE
PDRKIT30RD	30"	GLOSSY RED
PDRKIT36RD	36"	GLOSSY RED
PDRKIT48RD	48"	GLOSSY RED
PDRKIT30BK	30"	GLOSSY BLACK
PDRKIT36BK	36"	GLOSSY BLACK
PDRKIT48BK	48"	GLOSSY BLACK
PDRKIT30MB	30"	MATTE BLACK
PDRKIT36MB	36"	MATTE BLACK
PDRKIT48MB	48"	MATTE BLACK
PDRKIT30MG	30"	MATTE GREY
PDRKIT36MG	36"	MATTE GREY
PDRKIT48MG	48"	MATTE GREY
PDRKIT30MW	30"	MATTE WHITE
PDRKIT36MW	36"	MATTE WHITE
PDRKIT48MW	48"	MATTE WHITE



Glossy White



Glossy Red



Glossy Black



Matte Black



Matte Grey



Matte white

Specifications and features may vary. Please refer to the manufacturer's website for the latest updates.

ACCESSORIES

MODEL

WIDTH

FINISH



F6SPS30S1 + PDRKIT30MW

Sofia Pro Single Oven Door Colour Kit

PDRKIT30WH	30"	GLOSSY WHITE
PDRKIT30RD	30"	GLOSSY RED
PDRKIT30BK	30"	GLOSSY BLACK
PDRKIT30MB	30"	MATTE BLACK
PDRKIT30MG	30"	MATTE GREY
PDRKIT30MW	30"	MATTE WHITE



F6PDP30S1 + PDRKIT30RD +
PODKIT30RD

Professional Double Oven Door Colour Kits (2 kits required)

PDRKIT30WH + PODKIT30WH	30"	GLOSSY WHITE
PDRKIT30RD + PODKIT30RD	30"	GLOSSY RED
PDRKIT30BK + PODKIT30BK	30"	GLOSSY BLACK
PDRKIT30MB + PODKIT30MB	30"	MATTE BLACK
PDRKIT30MG + PODKIT30MG	30"	MATTE GREY
PDRKIT30MW + PODKIT30MW	30"	Matte white



F6PWD30S1 + PWDKIT30MB

Sofia Pro Warming Drawer Colour Kits

PWDKIT30WH	GLOSSY WHITE
PWDKIT30MW	MATTE WHITE
PWDKIT30RD	GLOSSY RED
PWDKIT30BK	GLOSSY BLACK
PWDKIT30MB	MATTE BLACK
PWDKIT30MG	MATTE GREY



Accento Pro Range Door Colour

ACDKIT30MB	30"	Matte Black
ACDKIT36MB	36"	Matte Black
ACDKIT30MW	30"	Matte White
ACDKIT36MW	36"	Matte White
ACDKIT30RD	30"	Glossy Red
ACDKIT36RD	36"	Glossy Red



Matte Black



Matte White



Glossy Red

Specifications and features may vary. Please refer to the manufacturer's website for the latest updates.

ACCESSORIES

MODEL

WIDTH

FINISH

Backguards for Sofia and Accento



F6BG30STD	30"	3" standard - stainless steel
F6BG36STD	36"	3" standard - stainless steel
F6BG30ISL	30"	Island - stainless steel
F6BG36ISL	36"	Island - stainless steel



F6BG30HBT	30"	9" highback - stainless steel
F6BG36HBT	36"	9" highback - stainless steel
F6BG48HBT	48"	9" highback - stainless steel

F6BG30BCI	30"	Island - Cast Iron
F6BG36BCI	36"	Island - Cast Iron
F6BG48BCI	48"	Island - Cast Iron

Telescopic Glides

FMTELG	24"	Chrome	100 Series 24" Ovens
--------	-----	--------	----------------------

Telescopic Rack Kit

FMTR124	24"	Chrome	100 Series
FMTR130	30"	Chrome	100 Series
FMTR630	30"	Chrome	400/600 Series
FMTRP30	30"	Chrome	600 Series 30" Ovens
FMTRP36	36"	Chrome	600 Series 36" Ovens
FMTRP18	18"	Chrome	600 Series 18" Ovens

Simmer Plate

FMSIM	Cast iron
-------	-----------

Small Pot Insert (only for F4GK gas cooktops)

FMSPR	Cast iron
-------	-----------

Specifications and features may vary. Please refer to the manufacturer's website for the latest updates.

ACCESSORIES

MODEL

WIDTH

FINISH



Wok Ring

FMWOK	Cast iron
-------	-----------



Griddle Pan

FMGRID30	30"	Cast iron Sofia ranges and rangetops
FMGRID36	36"	Cast iron Sofia ranges and rangetops

Specifications and features may vary. Please refer to the manufacturer's website for the latest updates.

WARRANTY



DURATION OF WARRANTY

Fulgor grants a 24 month full warranty from the date of purchase indicated on the invoice. During this period, Fulgor will pay the cost for replaced parts and labor needed to repair the appliance.

COVERAGE

This warranty applies to Fulgor appliances utilized only for residential use. Our appliances are not intended for commercial use. This warranty is only valid for the original owner and is not transferable. During the warranty period Fulgor will, at its discretion, repair or exchange the product without charge for parts and labor.

To take knowledge of all the details of the 2-year warranty, please refer to the Use and Care Manual before using the appliance for the first time.

PRODUCT GUIDE **2023**

T 800 361 0799 F 450 682 7943

www.distinctive-online.com info@distinctive-online.com

HEAD OFFICE & WAREHOUSE

2025 Cunard Street
Laval QC H7S 2N1

PARTS & SERVICE

service@distinctive-online.com
1-800-561-7265

ORDER DESK

orderdesk@distinctive-online.com