



 **FABER**
FRANKE'S AIR EXPERT

PRODUCT GUIDE **2023**

TABLE OF CONTENTS

WALL

DIAMANTE 8

DAMA 8
UPDATED

STILO 9

NEW **STILO GLASS** 9

NOVA PRO 10

CLASSICA PLUS 10
UPDATED

TENDER 11

TRATTO 11

ISLAND & CEILING

DAMA ISOLA 14

HIGH-LIGHT WH 14

HIGH-LIGHT SS 14

STRATUS WH 15

STRATUS SS 15

INSERT

INCA PRO PLUS 18

INCA SD 19

INCA HC 19

NEW **INCA PRO 18** 20

INCA IN-LIGHT 20

INCA LUX 21
UPDATED

NEW **INCA LUX PLUS** 22

INCA SMART SS 23

INCA SMART GR 23

PRO & UNDER CABINET

CAMINO PRO 26

NEW **BREVA PRO 18** 27

NEW **BREVA PRO 11** 28

LEVANTE E 30

LEVANTE II 30

LEVANTE G 31

NEW **TIVANO** 31



INTEGRATED

CRISTAL 34

FLEXA 34

DOWN DRAFT

SCIROCCO LUX 38

SCIROCCO PLUS 39

ICONIC

ZOOM 43

CHLOE 43

CYLINDRA 44

CYLINDRA ISOLA 44

GUIDES

ACCESSORY GUIDE 46

CEILING HEIGHTS 48

WARRANTY

WARRANTY 49





NEW SOUND PRO TECHNOLOGY



FLUID DYNAMIC OPTIMIZATION

Thanks to an innovative design, the new blower significantly reduces turbulence and vortex of the internal airflow.

NOISE REDUCTION AND SOUND QUALITY OPTIMIZATION

At maximum power, the new technology limits the noise threshold of the hood up to -6db*, but it doesn't stop there. It also optimizes the sound produced, reducing the disturbance caused by high frequencies.

NOW AVAILABLE IN THESE NEW FABER MODELS:



*Data varies depending on the model in which the blower is installed.



NEW FABER CLOUD APP



- Adjust light setting
- Change fan speed
- Activate boost mode
- Set 24-hour mode
- Check filter life status
- Operate auto-off timer

Faber Cloud seamlessly connects the Wi-Fi enabled Faber range hoods to any Andoid or iOS smart device so you can control your kitchen's environment from anywhere.

Control your Wi-Fi enabled Faber range hood with Amazon Alexa, Google Home, or Siri to use voice commands to turn the hood on and off, adjust blower speed and set the auto-timer.

NOW AVAILABLE IN THESE NEW FABER MODELS:



STILO GLASS



INCA LUX PLUS



BREVA PRO

WALL RANGE HOODS



FABER



DIAMANTE

MODEL	SIZE	COLOR	MOTOR CLASS
DIAM30SS	30"	Stainless	600 CFM PRO
DIAM36SS	36"	Stainless	600 CFM PRO

ACCESSORIES

HIGHDIAM	High Ceiling Kit (up to 10' 8")
DUCTDIAM	Ductless Conversion Kit
FILTER2	Replacement Charcoal Filter
CFMRED	CFM Reducer Kit (300 CFM)
CFMRED2	CFM Reducer Kit (400 CFM)
MUDAMPER6	6" Make Up Air Kit
MUDAMPER8	8" Make Up Air Kit

PYRAMID SHAPE

FEATURES

Min. / Max. Ceiling Height	See page 48	Grease Filters	Dishwasher Safe
Canopy Depth / Height	22" D / 3 3/8" H		SS Baffle
Convertible to Ductless	Yes - WITH DUCTDIAM	Delay Auto Shut Off	30 Minutes
Controls	4 Speed LED Digital Electronic Control	Intensive Speed	10 Minutes
Lighting	2 (30") or 3 (36") X 20 (W)	ADA Compliant	No
Ducting Top	Halogen - 2 Level	Easy Cube Mounting	Yes
	6" Round	Pro Motor W/ Metal Impellers	Yes
		Fixed Wiring Box	Yes



DAMA UPDATED

MODEL	SIZE	COLOR	MOTOR CLASS
DAMA30SSV2	30"	Stainless	295/395/600 CFM
DAMA36SSV2	36"	Stainless	295/395/600 CFM

ACCESSORIES

HIGH3	High Ceiling Kit (up to 11')
DUCT4	Ductless Conversion Kit
FILTER2	Replacement Charcoal Filter
MUDAMPER6	6" Make Up Air Kit
MUDAMPER8	8" Make Up Air Kit
REMORIG	Wireless Remote Control
WIREBOX	Fixed Wiring Box

PYRAMID SHAPE

FEATURES

Min. / Max. Ceiling Height	See page 48	Delay Auto Shut Off	15 Minutes
Canopy Depth / Height	20" D / 6 5/8" H	Intensive Speed	10 Minutes
Convertible to Ductless	Yes - WITH DUCT4	ADA Compliant	Yes - With Remote Control
Controls	4 Speed Electronic W/ White LED	Remote Control Option	Yes - Purchase Separately
Lighting	2 X 1 (W) LED - 1 Level	Variable Air Management	Yes (set to 295, 395, 600 CFM)
Ducting Top	6" Round	Power Cord Included	Yes
Grease Filters	Dishwasher Safe SS Baffle	Sound Pro blower	Yes



T SHAPE

STILO

MODEL	SIZE	COLOR	MOTOR CLASS
STIL24SSV2	24"	Stainless	295/395/600 CFM
STIL30SSV2	30"	Stainless	295/395/600 CFM
STIL36SSV2	36"	Stainless	295/395/600 CFM
STIL48SSV2	48"	Stainless	295/395/600 CFM
ACCESSORIES			
HIGH3	High Ceiling Kit Stainless (up to 11')		
DUCT4	Ductless Conversion Kit		
FILTER2	Replacement Charcoal Filter		
MUDAMPER6	6" Make Up Air Kit		
MUDAMPER8	8" Make Up Air Kit		
REMORIG	Wireless Remote Control		
WIREBOX	Fixed Wiring Box		

FEATURES

Min. / Max. Ceiling Height	See page 48	Delay Auto Shut Off	15 Minute
Canopy Depth / Height	18 ½" D / 2 ¾" H	Intensive Speed	10 Minute
Convertible to Ductless	Yes - WITH DUCT4	ADA Compliant	Yes - With Remote Control
Controls	4 Speed Electronic W/ White LED	Variable Air Management	Yes (set to 295, 395, 600 CFM)
Lighting	2 X 1 (W) LED - 1 Level	Power Cord Included	Yes
Ducting Top	6" Round	Remote Control Option	Yes - Purchase Separately
Grease Filters	Dishwasher Safe Mesh		



T SHAPE

NEW

STILO GLASS

MODEL	SIZE	COLOR	MOTOR CLASS
STGL30SSV	30"	Stainless/Glass Front	295/395/600 CFM
STGL36SSV	36"	Stainless/Glass Front	295/395/600 CFM
ACCESSORIES			
HIGH3	High Ceiling Kit Stainless (up to 11')		
DUCT4	Ductless Conversion Kit		
FILTER2	Replacement Charcoal Filter		
MUDAMPER6	6" Make Up Air Kit		
MUDAMPER8	8" Make Up Air Kit		
REMORIG	Remote Control		
WIREBOX2	Fixed Wiring Box		

FEATURES

Min. / Max. Ceiling Height	See page 48	Convertible to Recirculating	Yes - With DUCT4
Canopy Depth / Height	17 ⅞" D x 2 ¾" H	Variable Air Management	Yes (set to 295, 395, 600 CFM)
Controls	4 Speed Digital LED Behind Glass	ADA Compliant	Yes - With Remote Control or Faber Cloud App
Auto Delay Shut-Off	15 Minutes		Purchase Separately
Intensive Speed	6 Minutes	Remote Control	Control with Mobile Device
24 Hour Anti Pollution Mode	Yes	Faber Cloud App	Apple Siri, Google Home or Amazon Alexa
Filter Wash Alarm	Yes	Voice Activated	
Lighting	2 LED bulbs - 1 Watt - 1 Level		
Grease Filters	Stainless Steel Mesh - Dishwasher safe	Power Cord Included	Yes
		Sound Pro blower	Yes
Ducting Top	6" Round		



PYRAMID SHAPE

NOVA PRO

MODEL	SIZE	COLOR	MOTOR CLASS
NOPR30SSV	30"	Stainless	295/395/600 CFM
NOPR36SSV	36"	Stainless	295/395/600 CFM
ACCESSORIES			
HIGH3	High Ceiling Kit (up to 11' 8")		
DUCT5	Ductless Conversion Kit		
FILTER1LL2	Long Lasting Replacement Charcoal Filter		
FILTER1	Replacement Charcoal Filter		
REMORIG	Wireless Remote Control		
WIREBOX	Fixed Wiring Box		
MUDAMPER6	6" Make Up Air Kit		
MUDAMPER8	8" Make Up Air Kit		

FEATURES

Min. / Max. Ceiling Height	See page 48	Intensive Speed	10 Minutes
Canopy Depth / Height	21 5/16" D / 10 3/8" H	Delay Auto Shut Off	15 Minutes
Convertible to Ductless	Yes - With DUCT5	ADA Compliant	Yes - With Remote Control
Controls	4 Speed Electronic W/ White LED	Variable Air Management	Yes (set to 295, 395, 600 CFM)
Lighting	2 X 5 (W) LED - 1 Level	Power Cord Included	Yes
Ducting Top or Rear Vent (Vari-Duct)	Yes - 6" Round	Remote Control Option	Yes - Purchase Separately
Grease Filters	Dishwasher Safe SS Baffle	Pro Motor W/ Metal Impellers	Yes



PYRAMID SHAPE

CLASSICA PLUS UPDATED

MODEL	SIZE	COLOR	MOTOR CLASS
CLPL30SSV2	30"	Stainless	295/395/600 CFM
CLPL36SSV2	36"	Stainless	295/395/600 CFM
ACCESSORIES			
HIGHCLPL	High Ceiling Kit (up to 11' 8")		
DUCTCLPL	Ductless Conversion Kit		
FILTER1	Replacement Charcoal Filter		
FILTER1LL2	Long Lasting Charcoal Filter		
REMORIG	Wireless Remote Control		
WIREBOX	Fixed Wiring Box		
MUDAMPER6	6" Make Up Air Kit		
MUDAMPER8	8" Make Up Air Kit		

FEATURES

Min. / Max. Ceiling Height	See page 48	Delay Auto Shut Off	15 Minutes
Canopy Depth / Height	18 1/2" D / 9 13/16" H	Intensive Speed	10 Minutes
Convertible to Ductless	Yes - With DUCTCLPL	ADA Compliant	Yes - With Remote Control
Controls	4 Speed Electronic W/ White LED	Variable Air Management	Yes (set to 295, 395, 600 CFM)
Lighting	2 X 1 (W) LED - 1 Level	Power Cord Included	Yes
Ducting Top	6" Round	Remote Control Option	Yes - Purchase Separately
Grease Filters	Dishwasher Safe Mesh		



TENDER

MODEL	SIZE	COLOR	MOTOR CLASS
TEND30SSV	30"	Stainless	295/395/600 CFM
TEND36SSV	36"	Stainless	295/395/600 CFM
ACCESSORIES			
HIGHTNDR	High Ceiling Kit Stainless (up to 11' 3")		
DUCTCLPL	Ductless Conversion Kit		
FILTER1	Replacement Charcoal Filter		
FILTER1LL2	Long Lasting Charcoal Filter		
REMORIG	Wireless Remote Control		
WIREBOX	Fixed Wiring Box		
MUDAMPER6	6" Make Up Air Kit		
MUDAMPER8	8" Make Up Air Kit		

CURVED CANOPY

FEATURES

Min. / Max. Ceiling Height	See page 48	Delay Auto Shut Off	15 Minutes
Canopy Depth / Height	19 2 ³ / ₃₂ " D / 9 7 ¹ / ₁₆ " H	Intensive Speed	10 Minutes
Convertible To Ductless	Yes - WITH DUCTCLPL	ADA Compliant	Yes - With Remote Control
Controls	4 Speed Electronic W/ White LED	Variable Air Management	Yes (set to 295, 395, 600 CFM)
Lighting	2 X 1 (W) LED - 1 Level	Power Cord Included	Yes
Ducting Top	6" Round	Remote Control Option	Yes - Purchase Separately
Grease Filters	Dishwasher Safe Mesh		

TRATTO



MODEL	SIZE	COLOR	MOTOR CLASS
TRAT30SSV	30"	Glass & SS	295/395/600 CFM
TRAT36SSV	36"	Glass & SS	295/395/600 CFM
ACCESSORIES			
HIGH3	High Ceiling Kit (up to 11')		
DUCT4	Ductless Conversion Kit		
FILTER2	Replacement Charcoal Filter		
REMORIG	Wireless Remote Control		
WIREBOX	Fixed Wiring Box		
MUDAMPER6	6" Make Up Air Kit		
MUDAMPER8	8" Make Up Air Kit		

GLASS CANOPY

FEATURES

Min. / Max. Ceiling Height	See page 48	Delay Auto Shut Off	15 Minutes
Canopy Depth / Height	18 1 ¹ / ₂ " D / 1 11 ¹ / ₁₆ " H	Intensive Speed	10 Minutes
Convertible To Ductless	Yes - With DUCT4	ADA Compliant	Yes - With Remote Control
Controls	4 Speed Electronic W/ White LED	Variable Air Management	Yes (set to 295, 395, 600 CFM)
Lighting	2 X 1 (W) LED - 1 Level	Power Cord Included	Yes
Ducting Top	6" Round	Remote Control Option	Yes - Purchase Separately
Grease Filters	Dishwasher Safe Mesh		



ISLAND CANOPY & CEILING RANGE HOODS





ISLAND

FEATURES

Min. / Max. Ceiling Height	See page 48	Delay Auto Shut Off	15 Minutes
Canopy Depth / Height	27 1/2" D / 5 1/16" H	Intensive Speed	10 Minutes
Convertible to Ductless	Yes - With DUCT2	ADA Compliant	Yes - With Remote Control
Controls	4 Speed Electronic W/ White LED	Variable Air Management	Yes (set to 295, 395, 600 CFM)
Lighting	4 X 5 (W) LED - 1 Level	Power Cord Included	Yes
Ducting Top	6" Round	Remote Control Option	Yes - Purchase Separately
Grease Filters	Dishwasher Safe SS Baffle	Fixed Wiring Box	Yes
		Seamless Welded Chimney	Yes

DAMA ISOLA

MODEL	SIZE	COLOR	MOTOR CLASS
DAMAI36SSV	36"	Stainless	295/395/600 CFM
ACCESSORIES			
HIGH2	High Ceiling Kit (up to 10' 10")		
DUCT2	Ductless Conversion Kit		
FILTER2	Replacement Charcoal Filter		
REMORIG	Wireless Remote Control		
MUDAMPER6	6" Make Up Air Kit		
MUDAMPER8	8" Make Up Air Kit		



WHITE MATTE



STAINLESS

CEILING

FEATURES

Min. / Max. Ceiling Height	See page 48	Delay Auto Shut Off	30 Minutes
Convertible to Ductless	Yes - With FILTER1 / FILTER1LL2	Intensive Speed	10 Minutes
Controls	4 Speed LED Digital Touch Control	ADA Compliant	Yes - With Remote Control
Lighting	3 (W) LED Light Panel - 2 Level	Remote Control	Yes - Included
Light Dimmer	Yes	Fixed Wiring Box	Yes
Ducting	6" Round / 10" 4-Way Venting	Perimeter Aspiration	Yes

HIGH-LIGHT

MODEL	SIZE	COLOR	MOTOR CLASS
HILTIS36SSNB	36"	Stainless Steel	No Blower
HILTIS36WHNB	36"	White Matte	No Blower

PICK A BLOWER

IB300	Internal Blower 300 CFM
IB400	Internal Blower 400 CFM
IB600	Internal Blower 600 CFM PRO
RB900	Remote Blower 900 CFM
RB1200	Remote Blower 1200 CFM
AXP250	In-Line Blower 735 CFM (FLANGE10 REQUIRED)

ACCESSORIES

FILTER1	Charcoal Filter Kit
FILTER1LL2	Long Lasting Charcoal Filter
FLANGE10	10" Blower Flange (Required with AXP250)
FLANGE3	10" round to 3 1/4" x 10" Flange
MUDAMPER6	6" Make Up Air Kit
MUDAMPER8	8" Make Up Air Kit
MUDAMPER10	10" Make Up Air Kit

Note: If desired you may use your own external blower, purchased separately, rated 2.7 amp maximum suitable for use with solid state variable speed control. FLANGE10 would be required with this installation.

STRATUS ISOLA



WHITE GLASS



STAINLESS

CEILING

MODEL	SIZE	COLOR	MOTOR CLASS
STRTIS36WHNB	36"	White Glass	No Blower
STRTIS48WHNB	48"	White Glass	No Blower
STRTIS36SSNB	36"	Stainless Steel	No Blower
STRTIS48SSNB	48"	Stainless Steel	No Blower

PICK A BLOWER

IB300	Internal Blower 300 CFM
IB400	Internal Blower 400 CFM
IB600	Internal Blower 600 CFM PRO
RB900	Remote Blower 900 CFM
RB1200	Remote Blower 1200 CFM
AXP250	In-Line Blower 735 CFM (FLANGE10 REQUIRED)

ACCESSORIES

FILTER1	Charcoal Filter Kit
FILTER1LL2	Long Lasting Charcoal Filter
FLANGE10	10" Blower Flange (Required with AXP250)
FLANGE3	10" round to 3 1/4" x 10" Flange
MUDAMPER6	6" Make Up Air Kit
MUDAMPER8	8" Make Up Air Kit
MUDAMPER10	10" Make Up Air Kit

Note: If desired you may use your own external blower, purchased separately, rated 2.8 amp maximum suitable for use with solid state variable speed control. FLANGE10 would be required with this installation.

FEATURES

Min. / Max. Ceiling Height	See page 48	Delay Auto Shut Off	30 Minutes
Convertible to Ductless	Yes - FILTER1 / FILTER1LL2	Intensive Speed	10 Minutes
Controls	4 Speed LED Digital Touch Control	ADA Compliant	Yes - With Remote Control
Ducting	6" Round / 10" 4-Way Venting	Remote Control	Yes - Included
Lighting Stainless	4 X 1 (W) LED - 2 Level	Fixed Wiring Box	Yes
Lighting White Glass	2 X 3 (W) LED Light Bars - 2 Level	Perimeter Aspiration	Yes
Light Dimmer	Yes		



PERIMETRIC FILTER SYSTEM

What's the most effective air extraction technology? It's PERIMETER ASPIRATION, and it's a exclusive FABER technology, of course. Forcing air to speed up through a narrow gap around the perimeter of the panel, purifying the air, reducing noise and improving efficiency.

INSERT RANGE HOODS







PRO LINER

*Use your own external blower, purchased separately, rated 4.2amps maximum, suitable for use with solid state variable speed control. If you are using your own external blower with this hood, you need to order the INLBKIT to connect to the hood.

INCA PRO PLUS

MODEL	SIZE	MOTOR CLASS
-------	------	-------------

PICK A LINER

INPL3019SSNB-B	30" W x 19"	No Blower
INPL3619SSNB-B	36" W x 19"	No Blower
INPL4219SSNB-B	42" W x 19"	No Blower
INPL4819SSNB-B	48" W x 19"	No Blower
INPL3622SSNB-B	36" W x 22"	No Blower
INPL4822SSNB-B	48" W x 22"	No Blower

PICK A BLOWER


IB300	Internal Blower 300 CFM
IB400	Internal Blower 400 CFM
IB600	Internal Blower 600 CFM PRO
IB1200	Internal Blower 1200 CFM PRO
RB900	Remote Blower 900 CFM
RB1200	Remote Blower 1200 CFM
AXP250	In-Line Blower 735 CFM (INLBKIT REQ'D)

ACCESSORIES

FILTER1	Charcoal Filter Kit
FILTER1LL2	Long Lasting Charcoal Filter
INLBKIT	In-Line Blower Connector (Required with AXP250)
MUDAMPER6	6" Make Up Air Kit
MUDAMPER8	8" Make Up Air Kit
MUDAMPER10	10" Make Up Air Kit (900 / 1200 CFM)

FEATURES

Cabinet Cut Out	Width : 28 5/8", 34 3/4", 40 3/4" 46 3/4" Depth: 19 7/8" or 22 7/8"	Ducting Top	6" Round or 10" Round
Height Inside Cabinet	11"	Grease Filters	Dishwasher Safe Pro SS Baffle
Convertible to Recirculating	Yes - With FILTER1 / FILTER1LL2	ADA Compliant	With A Separate Wall Switch
Controls	Variable Speed Dial	Fixed Wiring Box	Yes
Lighting	2 x 5 (W) LED - 1 Level	Installation Mounting Hardware	Easy Snap Mounting Clips



INCA SD

MODEL	SIZE	COLOR	MOTOR CLASS
INSD29SSV	29"	Stainless	295/395/600 CFM
INSD35SSV	35"	Stainless	295/395/600 CFM

ACCESSORIES

LINE30ST	30" SS Liner (16 - 17 7/8" D) - Use with INSD29
LINE36ST	36" SS Liner (16 - 17 7/8" D) - Use with INSD29
LINE36PT	36" SS Liner (16 - 17 7/8" D) - Use with INSD35
FILTER1	Charcoal Filter Kit
FILTER1LL2	Long Lasting Charcoal Filter Kit
REMORIG	Wireless Remote Control
WIREBOX	Fixed Wiring Box
MUDAMPER6	6" Make Up Air Kit
MUDAMPER8	8" Make Up Air Kit

PRO INSERT

FEATURES

Cabinet Cut Out 29"	27 5/8" W / 13 5/16" D	Grease Filters	Dishwasher Safe SS Mesh
Cabinet Cut Out 35"	33 5/8" W / 13 5/16" D	Delay Shut Off	15 Minute
Height Inside Cabinet	12 15/16"	ADA Compliant	Yes - With Remote Control
Convertible to Recirculating Controls	Yes - With FILTER1/FILTER1LL2	Power Cord Included	Yes
Lighting	4 Speed Electronic W/White LED	Remote Control Option	Yes
Ducting Top or Rear Vent (Vari-Duct)	2 x 5 (W) LED - 1 Level	Variable Air Management	Yes (set to 295, 395, 600 CFM)
Intensive Speed	6" Round	Installation Mounting Hardware	Easy Snap Mounting Clips
	10 Minutes	Pro Motor W/ Metal Impellers	Yes



INCA HC

MODEL	SIZE	COLOR	MOTOR CLASS
INHC29SSV	29"	Stainless	295 / 395 / 600 CFM
INHC35SSV	35"	Stainless	295 / 395 / 600 CFM

ACCESSORIES

LINE30ST	30" SS Liner (16 - 17 7/8" D) - Use with INHC29
LINE36ST	36" SS Liner (16 - 17 7/8" D) - Use with INHC29
LINE36PT	36" SS Liner (16 - 17 7/8" D) - Use with INHC35
FILTER1	Charcoal Filter Kit
FILTER1LL2	Long Lasting Charcoal Filter Kit
REMORIG	Wireless Remote Control
WIREBOX	Fixed Wiring Box
MUDAMPER6	6" Make Up Air Kit
MUDAMPER8	8" Make Up Air Kit

INSERT

FEATURES

Cabinet Cut Out 29"	27 5/8" W / 13 5/16" D	Delay Shut Off	15 Minute
Cabinet Cut Out 35"	33 5/8" W / 13 5/16" D	Intensive Speed	10 Minute
Height Inside Cabinet	12 15/16"	ADA Compliant	Yes - With Remote Control
Convertible to Recirculating Controls	Yes - With FILTER1/FILTER1LL2	Power Cord Included	Yes
Lighting	4 Speed Electronic W/White LED	Remote Control Option	Yes
Ducting Top or Rear Vent (Vari-Duct)	2 x 5 (W) LED - 1 Level	Variable Air Management	Yes (set to 295, 395, 600 CFM)
Grease Filters	6" Round	Installation Mounting Hardware	Easy Snap Mounting Clips
	Dishwasher Safe SS Mesh		



PRO LINER

NEW

INCA PRO 18

MODEL	SIZE	COLOR	MOTOR CLASS
INPL32SS1200	32"	Stainless	1200 PRO BLOWERS
INPL44SS1200	32"	Stainless	1200 PRO BLOWERS

ACCESSORIES

FILTER1	Charcoal Filter Kit (2 Kits Required)
FILTER1LL2	Long Lasting Charcoal Filter Kit (2 Kits Required)
DUCT4	Ductless Conversion Kit
MUDAMPER10	10" Make-up Air Kit (900/1200 CFM)
REMORIG	Remote Control
WIREBOX	Fixed Wiring Box

FEATURES

Cabinet Cut Out 32"	31 7/8" W x 17 3/8" D	Grease Rail	Dishwasher Safe
Cabinet Cut Out 44"	43 1/8" W x 17 3/8" D	Installation Mounting	Easy Snap Mounting Clips
Height Inside Cabinet	11 1/8" (5" more for transition)	Hardware	
Controls	4 Speed Electronic with White LED	Ducting Top	10" Round
Auto Delay Shut-Off	15 Minutes	Convertible to Recirculating	Yes - With FILTER1 / FILTER1LL2
Intensive Speed	10 Minutes	ADA Compliant	Yes - With Remote Control
Lighting	(32") 2 LED bulbs - 1 Watt - 1 Level (44") 4 LED bulbs - 1 Watt - 1 Level	Remote Control	Purchase Separately
Grease Filters	Dishwasher Safe Pro Stainless Steel Baffle	Power Cord Included	Yes



INSERT

INCA IN-LIGHT

MODEL	SIZE	COLOR	MOTOR CLASS
INLT21SSV	21"	Stainless	295/395/600 CFM
INLT28SSV	28"	Stainless	295/395/600 CFM
INLT35SSV	35"	Stainless	295/395/600 CFM

ACCESSORIES

LINE30ST	30" SS Liner (16 - 17 7/8" D) - Use with INLT28
LINE36ST	36" SS Liner (16 - 17 7/8" D) - Use with INLT28
LINE36PT	36" SS Liner (16 - 17 7/8" D) - Use with INLT35
FILTER1	Charcoal Filter Kit
FILTER1LL2	Long Lasting Charcoal Filter Kit
WIREBOX	Fixed Wiring Box
MUDAMPER6	6" Make Up Air Kit
MUDAMPER8	8" Make Up Air Kit
LINSPT301228	30" Self Supporting Liner (17 1/2" - 20 1/2" D)
LINSPT361228	36" Self Supporting Liner (17 1/2" - 20 1/2" D)

LINSPT301228 & LINSPT361228 For Use with INLT28

FEATURES

Cabinet Cut Out 21" /28"	19 1/2" or 26 5/8" W x 10 1/4" D	Intensive Speed	10 Minute
Cabinet Cut Out 35"	32 7/8" W x 10 1/4" D	ADA Compliant	Yes With Remote Control
Height Inside Cabinet	13 1/16"	Power Cord Included	Yes
Convertible to Recirculating	Yes - With FILTER1/FILTER1LL2	Remote Control Option	Yes - Included
Controls	4 Speed Electronic W/White LED	Variable Air Management	Yes (set to 295, 395, 600 CFM)
Lighting	1 x 3 (W) LED Bar - 1 Level	Installation Mounting	Easy Snap Mounting Clips
Ducting Top	6" Round	Hardware	
Grease Filters	Dishwasher Safe Mesh	Perimetric Aspiration	Yes
Delay Shut Off	15 Minute		



INSERT

INCA LUX UPDATED

MODEL	SIZE	COLOR	MOTOR CLASS
INLX21SSV2	21"	Stainless	295/395/600 CFM
INLX28SSV2	28"	Stainless	295/395/600 CFM
INLX35SSV2	35"	Stainless	295/395/600 CFM

ACCESSORIES

LINE30ST	30" SS Liner (16 - 17 7/8" D) - Use with INLX28
LINE36ST	36" SS Liner (16 - 17 7/8" D) - Use with INLX28
LINE36PT	36" SS Liner (16 - 17 7/8" D) - Use with INLX35
FILTER1	Charcoal Filter Kit
FILTER1LL2	Long Lasting Charcoal Filter Kit
REMORIG	Wireless Remote Control
WIREBOX3	Fixed Wiring Box
MUDAMPER6	6" Make Up Air Kit
MUDAMPER8	8" Make Up Air Kit
LINSPT301228	30" Self Supporting Liner (17 1/2" - 20 1/2" D)
LINSPT361228	36" Self Supporting Liner (17 1/2" - 20 1/2" D)

LINSPT301228 & LINSPT361228 For Use with INLX28

FEATURES

Cabinet Cut Out 21" /28"	19 1/2" or 26 9/16" W x 10 1/4" D	Intensive Speed	10 Minute
Cabinet Cut Out 35"	32 7/8" W x 10 7/16" D	ADA Compliant	Yes - With Remote Control
Height Inside Cabinet	12 3/4"	Power Cord Included	Yes
Convertible to Recirculating	Yes - With FILTER1/FILTER1LL2	Remote Control Option	Yes
Controls	4 Speed Electronic W/White LED	Variable Air Management	Yes (set to 295, 395, 600 CFM)
Lighting	2 x 4 (W) LED Bar - 1 Level	Installation Mounting Hardware	Easy Snap Mounting Clips
Ducting Top	6" Round	Perimetric Aspiration	Yes
Grease Filters	Dishwasher Safe Mesh	Sound Pro Blower	Yes
Delay Shut Off	15 Minute		



NEW INCA LUX PLUS

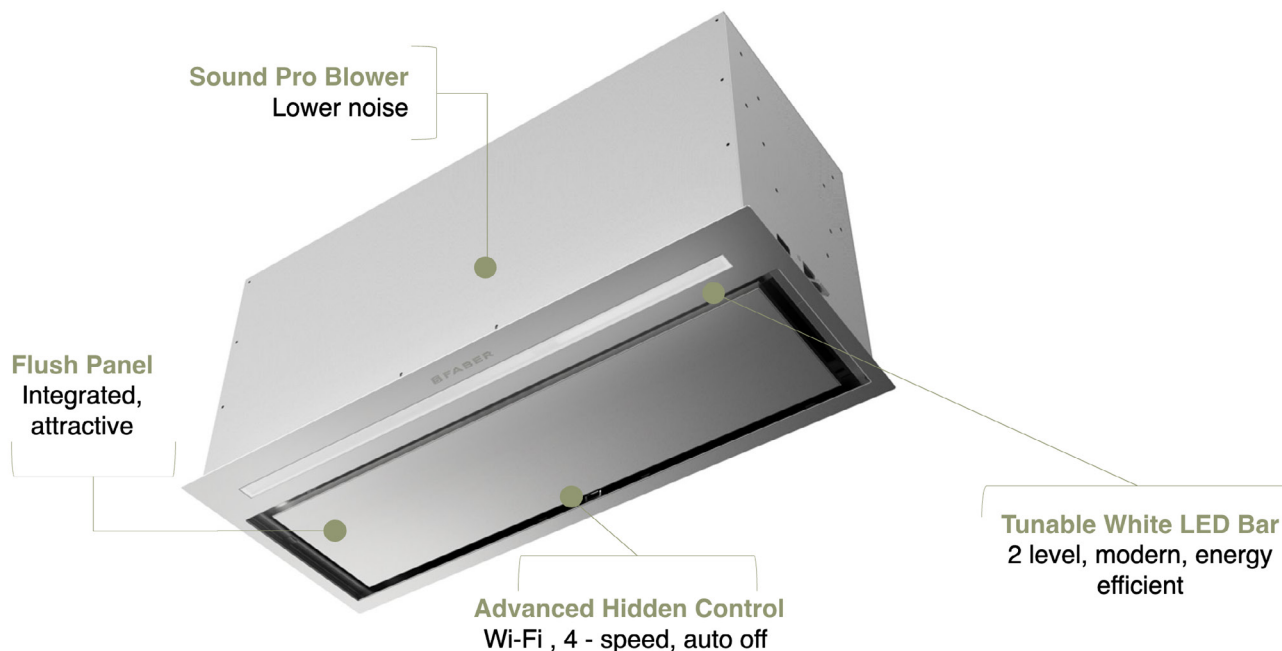
MODEL	SIZE	COLOR	MOTOR CLASS
INLP28SSV	28"	Stainless	295/395/600 CFM
ACCESSORIES			
LINE30ST	30" SS Liner (16 - 17 7/8" D) - Use with INLX28		
LINE36ST	36" SS Liner (16 - 17 7/8" D) - Use with INLX28		
LINSPT301228	30" Self Supporting Liner (17 1/2" - 20 1/2" D)		
LINSPT361228	36" Self Supporting Liner (17 1/2" - 20 1/2" D)		
FILTER1	Charcoal Filter Kit		
FILTER1LL2	Long Lasting Charcoal Filter Kit		
REMORIG	Remote Control		
WIREBOX3	Fixed Wiring Box		
MUDAMPER6	6" Make-up Air Kit		
MUDAMPER8	8" Make-up Air Kit		

INSERT

FEATURES

Cabinet Cut Out 28"	26 5/16" W x 10 7/16" D	Filter Wash Alarm	Yes
Height Inside Cabinet	12 3/4"	Installation Mounting Hardware	Easy Snap Mounting Clips
Controls	4 Speed Electronic with White LED	Ducting Top	6" Round
Auto Delay Shut-Off	15 Minutes	Convertible to Recirculating	Yes - With FILTER1 / FILTER1LL2
Intensive Speed	6 Minutes	ADA Compliant	Yes - With Remote Control or Faber Cloud App
Anti-Pollution Mode	Yes	Remote Control	Purchase Separately
Lighting	1 x 4 (W) LED Bar - 2 Level	Faber Cloud App	Control with Mobile Device
Tunable Lights	Change light temperature from warm to cool	Voice Activated	Apple Siri, Google Home or Amazon Alexa
Light Dimmer	Yes	Power Cord Included	Yes
Grease Filters	Dishwasher Safe Mesh	Sound Pro blower	Yes

INCA LUX PLUS: PREMIUM, FLUSH-MOUNTED INSERT





INSERT

INCA SMART SS

MODEL	SIZE	COLOR	MOTO CLASS
INSP28SS240	28"	Stainless Steel	240 CFM
INSP28SS400	28"	Stainless Steel	400 CFM
INSP28SS600	28"	Stainless Steel	600 CFM
ACCESSORIES			
LINE30ST	30" SS Liner (16 - 17 7/8" D)		
LINE36ST	36" SS Liner (16 - 17 7/8" D)		
FILTER4	Charcoal Filter Kit (240 CFM Only)		
FILTER1	Charcoal Filter Kit (400/600 CFM Only)		
FILTER1LL2	Long Lasting Charcoal Filter Kit (400/600 CFM ONLY)		
WIREBOX	Fixed Wiring Box (400/600 CFM Only)		
LINSPT301228	30" Self Supporting Liner (17 1/2" - 20 1/2" D)		
LINSPT361228	36" Self Supporting Liner (17 1/2" - 20 1/2" D)		

FEATURES

Cabinet Cut Out	26 5/8" W 10 1/2" D	Lighting	2 x 4 (W) LED - 1 Level
Body Width/Depth	25 5/8" W X 10 1/4" D	Duct Top	6" Round (SS400 & 600)
Height Inside Cabinet	7 1/6" (28SS240) 12 3/4" (28SS400/600)	Duct Top	5" Round (SS240)
Convertible to Recirculating	Yes - With FILTER1/FILTER-1LL2 (SS400/600) FILTER4 (SS240)	Grease Filters	Dishwasher Safe Mesh
Controls	4 Speed Electronic Push With Multi-Colored LED	Intensive Speed	10 Minutes
		ADA Compliant	No
		Power Cord included	Yes
		Installation Mounting Hardware	Easy Snap Mounting Clips



INSERT

INCA SMART GR

MODEL	SIZE	COLOR	MOTOR CLASS
INSM21GR240	21"	Painted Gray	240 CFM
INSM28GR240	28"	Painted Gray	240 CFM
ACCESSORIES			
LINE30ST	30" SS Liner (16 - 17 7/8")		
LINE36ST	36" SS Liner (16 - 17 7/8")		
FILTER4	Charcoal Filter Kit		
LINSPT301228	30" Self Supporting Liner (17 1/2" - 20 1/2" D)		
LINSPT361228	36" Self Supporting Liner (17 1/2" - 20 1/2" D)		

LINSPT301228 & LINSPT361228 For Use with INSM28GR240

FEATURES

Cabinet Cut Out 21"	19 1/6" W x 10 1/2" D	Lighting	2 x 4 (W) LED - 1 Level
Cabinet Cut Out 28"	26 5/8" W x 10 1/2" D	Duct Top	5" Round
Body Width/Depth	20 5/8" or 27 5/8" W x 10 1/4" D	Grease Filters	Dishwasher Safe Mesh
Height Inside Cabinet	7 1/6"	ADA Compliant	Separate Wall Switch Required
Convertible to Recirculating	Yes - With FILTER4	Power Cord included	Yes
Controls	3 Speed Slider	Installation Mounting Hardware	Easy Snap Mounting Clips

PRO & UNDER CABINET RANGE HOODS







PRO CANOPY

CAMINO PRO

MODEL	SIZE	COLOR	MOTOR CLASS
CAPR36SS600	36"	Stainless	600 CFM PRO METAL IMPELLERS
CAPR36SS1200	36"	Stainless	1200 CFM PRO METAL IMPELLERS
CAPR48SS1200	48"	Stainless	1200 CFM PRO METAL IMPELLERS

CHOOSE YOUR DUCT COVER

CHIM2224	36" Camino Chimney 8' - 9' Ceiling
CHIM2248	36" Camino Chimney 9' - 11' Ceiling
CHIM3424	48" Camino Chimney 8' - 9' Ceiling
CHIM3448	48" Camino Chimney 9' - 11' Ceiling

ACCESSORIES

CFMRED	CFM Reducer Kit 300 CFM
CFMRED2	CFM Reducer Kit 400 CFM
MUDAMPER6	6" Make Up Air Kit
MUDAMPER8	8" Make Up Air Kit
MUDAMPER10	10" Make Up Air Kit
FILTER1	Replacement Charcoal Filter Kit (2 x 1200 CFM)
FILTER1LL2	Long Lasting Charcoal Filter Kit (2 x 1200 CFM)

FEATURES


Min./Max. Ceiling Height	See page 48	Grease Filters	Dishwasher Safe Pro SS Baffle
Canopy Depth/Height	24" D / 18" H	Delay Shut Off	10 Minute
Convertible to Recirculating	Yes - FILTER1 / FILTER1LL2	Intensive Speed	10 Minute
Controls	4 Speed Electronic Rotary Knob	ADA Compliant	No
Lighting	2 (36") or 4 (48") X 5 (W) LED - 2 Level	Fixed Wiring Box	Yes
Ducting Top or Rear Vent (Vari-Duct) 600CFM*	6" Round	Pro Motor W/ Metal Impellers	Yes
Ducting Top 1200 CFM*	2 (6") 1200 CFM or 1 (10") Round	Self Start Heat Sensor Transition	Yes 10" Included

*Vari-Duct rear venting only available on Camino Pro 36" 600 CFM

NEW HEAT SENSOR TECHNOLOGY

Electronic rotary knob changes LED colors for each speed and blinks for functions.

When the hood is off, if the stove temperature is above 130 degrees (F) / 54 (C), the hood turns on automatically!





WALL

NEW

BREVA PRO 18

MODEL	SIZE	COLOR	MOTOR CLASS
BREV308SS600	30"	Stainless	295/395/600 CFM PRO METAL IMPELLERS
BREV368SS600	36"	Stainless	295/395/600 CFM PRO METAL IMPELLERS
BREV48SS1200	48"	Stainless	1200 CFM PRO METAL IMPELLERS

ACCESSORIES

TELEPRO30	Telescopic Chimney Kit 30"
TELEPRO36	Telescopic Chimney Kit 36"
TELEPRO48	Telescopic Chimney Kit 48"
FILTER6	Charcoal Filter
BACK30	Backsplash 30"
BACK36	Backsplash 36"
BACK48	Backsplash 48"
WIREBOX2	Fixed Wire Box
DUCTGRT304	Ductless Vent Grate Recirc. Kit 30" (Adds 4" Height)
DUCTGRT364	Ductless Vent Grate Recirc. Kit 36" (Adds 4" Height)
IB600PR	1200 CFM Pro Motor (For BREV368SS600 - Adds a Second Blower)
REMORIG	Remote Control
MUDAMPER8	8" Make-up Air Kit
MUDAMPER10	10" Make-up Air Kit

FEATURES

Canopy Depth / Height	25" D x 18" H	Ducting Top or Rear Vent (Vari-Duct)	8" Round
Controls	5 Speed LED Digital Electronic Control	Convertible to Recirculating Variable Air Management	With 2nd blower, 10" Round
Heat Sensor	Yes	ADA Compliant	Yes - With DUCTGR Kit
Auto Delay Shut-Off	30 Minutes	Remote Control	Yes (set to 295, 395, 600 CFM)
Intensive Speed	2 Levels x 6 Minutes	Faber Cloud App	Yes - With Remote Control or Faber Cloud App
Lighting	2 LED Bulbs - 1 Watt - 3 Level on 30" 3 LED Bulbs - 1 Watt - 3 Level on 36" 4 LED Bulbs - 1 Watt - 3 Level on 48"	Voice Activated	Purchase Separately
Grease Filters	Dishwasher Safe Pro Stainless Steel Baffle	Power Cord Included	Control with Mobile Device
Filter Wash Reminder	Yes	24 Hour Anti Pollution Mode	Apple Siri, Google Home or Amazon Alexa
Grease Rail	Dishwasher Safe		Yes



UNDER CABINET

NEW BREVA PRO 11

MODEL	SIZE	COLOR	MOTOR CLASS
BREV301SS600	30"	Stainless	295/395/600 CFM PRO METAL IMPELLERS
BREV361SS600	36"	Stainless	295/395/600 CFM PRO METAL IMPELLERS
ACCESSORIES			
TELEPRO30	Telescopic Chimney Kit 30"		
TELEPRO36	Telescopic Chimney Kit 36"		
FILTER6	Charcoal Filter		
BACK30	Backsplash 30"		
BACK36	Backsplash 36"		
WIREBOX2	Fixed Wire Box		
DUCTGRT304	Ductless Vent Grate Recirc. Kit 30" (Adds 4" Height)		
DUCTGRT364	Ductless Vent Grate Recirc. Kit 36" (Adds 4" Height)		
REMORIG	Remote Control		
MUDAMPER8	8" Make-up Air Kit		

FEATURES

Canopy Depth / Height	23" D x 11" H	Ducting Top or Rear Vent (Vari-Duct)	8" Round
Controls	5 Speed LED Digital Electronic Control	Convertible to Recirculating Variable Air Management	Yes - With DUCTGR Kit Yes (set to 295, 395, 600 CFM)
Heat Sensor	Yes	ADA Compliant	Yes - With Remote Control or Faber Cloud App
Auto Delay Shut-Off	30 Minutes	Remote Control	Purchase Separately
Intensive Speed	2 Levels x 6 Minutes	Faber Cloud App	Control with Mobile Device
Lighting	2 LED Bulbs - 1 Watt - 3 Level on 30" 3 LED Bulbs - 1 Watt - 3 Level on 36"	Voice Activated	Apple Siri, Google Home or Amazon Alexa
Grease Filters	Dishwasher Safe Pro Stainless Steel Baffle	Power Cord Included	Yes
Filter Wash Reminder	Yes	24 Hour Anti Pollution Mode	Yes
Grease Rail	Dishwasher Safe		

LEVANTE FAMILY OF HOODS

PRO & UNDER CABINET RANGE HOODS



LEVANTE

TIMELESS, COMFORTABLE, VERSATILE

The simplicity that makes you love it and the ease of use that improves everyday life, with the certainty of constant and enduring reliability.

Furthermore, Levante's interior motor delivers quiet, powerful smoke and odor removal. The multi-speed controls allow precise fan speed adjustment.



LEVANTE E

MODEL	SIZE	COLOR	MOTOR CLASS
LEVE24SS200	24"	Stainless	200 CFM
LEVE24WH200	24"	White	200 CFM
LEVE30SS200	30"	Stainless	200 CFM
LEVE30WH200	30"	White	200 CFM

ACCESSORIES

FILTER8	Charcoal Filter Kit
----------------	---------------------

UNDER CABINET

FEATURES

Canopy Depth / Height	21" D / 5 1/2" H	Grease Filters	Dishwasher Safe Mesh
Controls	2-speed Rocker Switch	ADA Compliant	Yes - with Separate Wall Switch
Lighting	1 X 40 (W) Incandescent - 1 Level	Fixed Wiring Box	Yes
Ducting Top	7" Round	Convertible to Ductless	Yes - with Charcoal Filter Kit (one included)
Ducting Top or Rear Vent (Vari-Duct)	3 1/4" X 10" Rectangle		



LEVANTE II

MODEL	SIZE	COLOR	MOTOR CLASS
LEVT30SS395	30"	Stainless	395 CFM PRO
LEVT36SS395	36"	Stainless	395 CFM PRO

ACCESSORIES

FILTER5	Charcoal Filter Kit
REMORIG	Wireless Remote Control

UNDER CABINET

FEATURES

Canopy Depth / Height	21" D / 5 1/2" H	Delay Auto Off	15 Minute
Controls	4 Speed Electric W/ White LED	Intensive Speed	10 Minute
Lighting	2 X 5 (W) LED - 1 Level	Remote Control Option	Yes - Purchase Separately
Ducting Top	7" Round	ADA Compliant	Yes - With Remote Control
Ducting Rear Vent (Vari-Duct)	3 1/4" X 10" Rectangle	Fixed Wiring Box	Yes
Grease Filters	Dishwasher Safe SS Mesh	Convertible to Ductless	Yes



LEVANTE G

MODEL	SIZE	COLOR	MOTOR CLASS
LEVG24SS300	24"	Stainless	300 CFM
LEVG30SS300	30"	Stainless	300 CFM

ACCESSORIES			
FILTER5	Charcoal Filter Kit		

UNDER CABINET

FEATURES

Canopy Depth / Height	21" D / 5 ½" H	Grease Filters	Dishwasher Safe Mesh
Convertible to Ductless	Yes	Intensive Speed	10 Minute
Controls	4 Speed Push Button	ADA Compliant	No
Lighting	2 X 35 (W) Halogen - 1 Level	Fixed Wiring Box	Yes
Ducting Top	7" Round	Convertible to Ductless	Yes
Ducting Rear Vent (Vari-Duct)	3 ¼" X 10" Rectangle	Convertible to Ductless	Yes

IMPORTANT NOTE: The LEVG has grills for ductless installation on the front of the front slope of the hood.



NEW TIVANO

MODEL	SIZE	COLOR	MOTOR CLASS
TVNO30SS395	30"	Stainless	395 CFM
TVNO36SS395	36"	Stainless	395 CFM

ACCESSORIES			
FILTER5	Charcoal Filter Kit		
REMORIG	Remote Control		

UNDER CABINET

FEATURES

Canopy Depth / Height	23" D x 9" H	Ducting Top or Rear Vent (Vari-Duct)	7" round (top), 3 ¼" x 10" Rectangle (top/back)
Controls	4 Speed Electronic with White LED	Convertible to Recirculating	Yes - With FILTER5
Auto Delay Shut-Off	15 Minutes	ADA Compliant	Yes - With Remote Control
Intensive Speed	10 Minutes	Remote Control	Purchase Separately
Lighting	2 LED bulbs - 5 Watts - 1 Level	Fixed Wiring Box	Yes
Grease Filters	Stainless Steel Mesh - Dishwasher safe		

INTEGRATED RANGE HOODS





SLIDE OUT

CRISTAL

MODEL	SIZE	COLOR	MOTOR CLASS
CRIS30SS600	30"	Stainless	600 CFM
CRIS36SS600	36"	Stainless	600 CFM
CRIS30SS400	30"	Stainless	400 CFM
CRIS36SS400	36"	Stainless	400 CFM
CRIS30SS300	30"	Stainless	300 CFM
CRIS36SS300	36"	Stainless	300 CFM
ACCESSORIES			
FILTER1	Charcoal Filter Kit		
FILTER1LL2	Long Lasting Charcoal Filter Kit		
MUDAMPER6	6" Make Up Air Kit		
MUDAMPER8	8" Make Up Air Kit		
WIREBOX	Fixed Wiring Box		

FEATURES

Cabinet Cut Out	25 1/8" or 31 1/8" (W) X 10" (D)	ADA Compliant	Yes With Separate Wall Switch
Convertible to Recirculating Controls	Yes - FILTER1 / FILTER1LL2 3 Speed Slider	Power Cord Included	Yes
Lighting	2 X 5 (W) LED - 1 Level	Installation Mounting Hardware	Easy Snap Mounting Clips
Ducting Top or Rear Vent (Vari-Duct)	6" Round	Auto On / Off	Yes - Fan/Lights Turn On When Pulled-out and Pushed-in
Grease Filters	Dishwasher Safe Mesh	Front Panel Integration	Use Own Custom Wood Front



SLIDE OUT

FLEXA

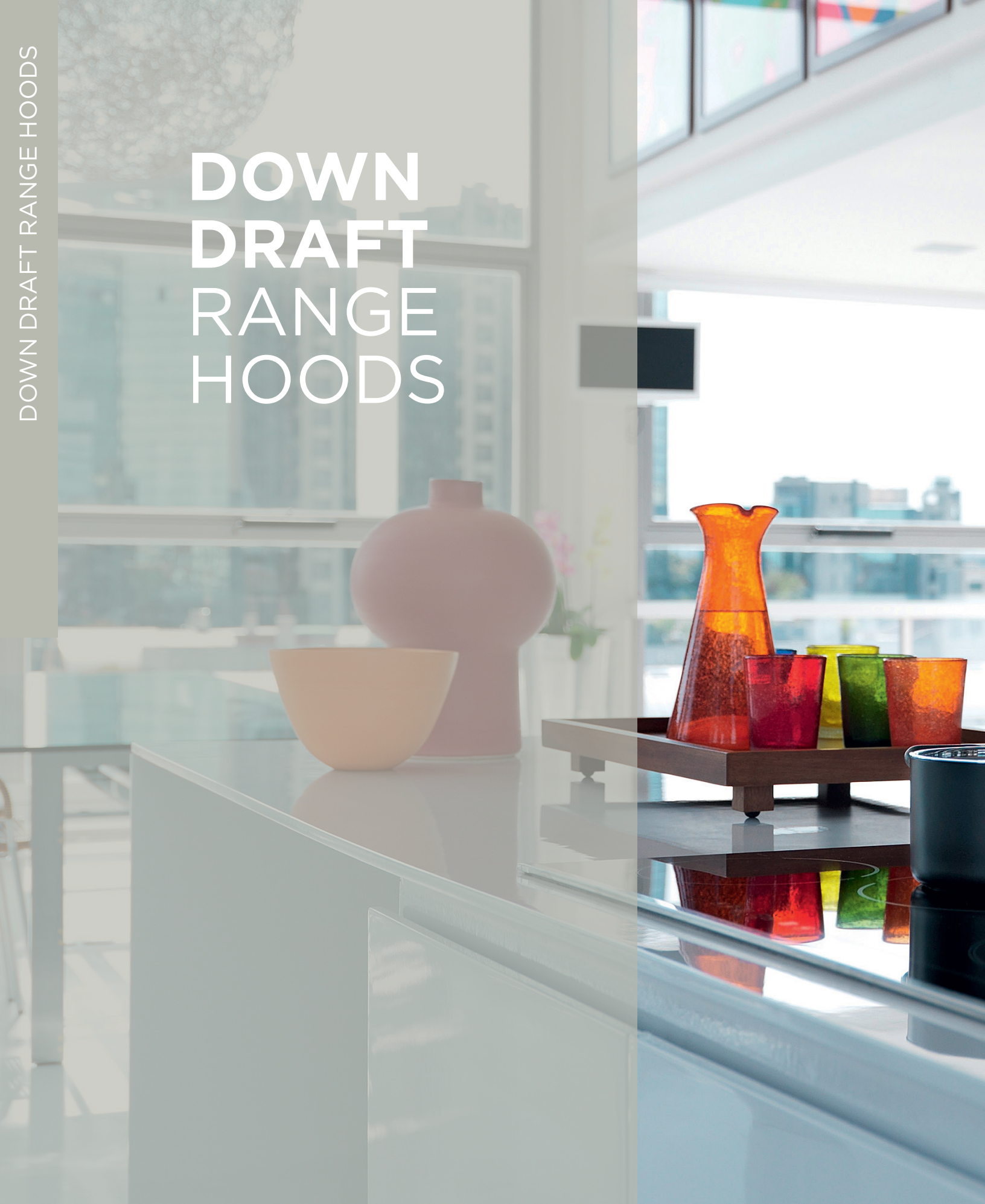
MODEL	SIZE	COLOR	MOTOR CLASS
FLEX24SS300	24"	Stainless	300 CFM
FLEX30SS300	30"	Stainless	300 CFM
ACCESSORIES			
FILTER7	Charcoal Filter Kit		

FEATURES

Cabinet Cut Out	19 3/4" or 23 1/16" (W) X 10 3/8" (D)	ADA Compliant	Yes With Separate Wall Switch
Convertible to Recirculating Controls	Yes - With FILTER7 3 Speed Slider	Power Cord Included	Yes
Lighting	2 X 4 (W) LED - 1 Level	Installation Mounting Hardware	Easy Snap Mounting Clips
Ducting Top	5" Round	Auto On / Off	Yes - Fan/Lights Turn On When Pulled-out and Pushed-in
Grease Filters	Dishwasher Safe Mesh	Front Panel Integration	Use Own Custom Wood Front



DOWN DRAFT RANGE HOODS







DOWNDRAFT

SCIROCCO LUX

15" TALL RISE / 4" DEEP

MODEL	SIZE	COLOR	MOTOR CLASS
SCLX3015BKNB-B	30"	Blk Glass w/SS	No Blower
SCLX3615BKNB-B	36"	Blk Glass w/SS	No Blower

BLOWERS

IBDD600-B	Internal Blower 600 CFM PRO
RB900	Remote Blower 900 CFM (Requires WIREBOXCLX)
RB1200	Remote Blower 1200 CFM (Requires WIREBOXCLX)
AXP250	In-line Blower 735 CFM (Requires WIREBOXSCLX & FLANGE10)

ACCESSORIES

MUDAMPER6	6" Make Up Air Kit
MUDAMPER8	8" Make Up Air Kit
MUDAMPER10	10" Make Up Air Kit
DUCTSCIR	Ductless Conversion Kit
REMORIG	Wireless Remote Control
WIREBOXSCLX	Wire Box for Remote & In-Line Blowers
CFMRED	CFM Reducer Kit (300 CFM)
CFMRED2	CFM Reducer Kit (400 CFM)
FLANGE10	Required for AXP250
FLANGE 3	10" Round to 3 1/4" x 10" Flange

FEATURES

Convertible to Ductless	Yes With DUCTSCIR	Intensive Speed	10 Minute
Controls	Electronic Soft Touch Controls	24 Hour Anti-Pollution Mode	Yes
Lighting	Led Light Bar - 2 Level	ADA Compliant	Yes - With Remote Control
Ducting	6" Round (Internal) or 10" Round (Remote)	Power Cord Included	Yes
Multiple Ducting Options	Internal - Left, Right, Down, Forward, Back Remote - Forward or Back	Remote Control Option	Yes - Purchased Separately
Grease Filters	Dishwasher Safe Mesh	Reversible Motor Box	Yes
Delay Auto Shut Off	30 Minute	Perimetric Aspiration	Yes
		Front Panel Integration	Use Own Custom Wood Front

MUDAMPER10 for use with 900 / 1200 CFM motors
WIREBOXSCLX - Required for SCLX with external blowers



SCIROCCO PLUS

14" TALL RISE / 2 1/2" DEEP

MODEL	SIZE	COLOR	MOTOR CLASS
SCIR3014SSNB-B	30"	Stainless Steel	No Blower
SCIR3614SSNB-B	36"	Stainless Steel	No Blower

BLOWERS			
IBDD600-B	Internal Blower 600 CFM PRO		
RB900	Remote Blower 900 CFM		
RB1200	Remote Blower 1200 CFM		
AXP250	In-line Blower 735 CFM (Requires FLANGE10)		

ACCESSORIES	
MUDAMPER6	6" Make Up Air Kit
MUDAMPER8	8" Make Up Air Kit
MUDAMPER10	10" Make Up Air Kit
DUCTSCIR	Ductless Conversion Kit
CFMRED	CFM Reducer Kit (300 CFM)
CFMRED2	CFM Reducer Kit (400 CFM)
FLANGE10	Required for AXP250
FLANGE 3	10" Round to 3 1/4" x 10" Flange

DOWNDRAFT

FEATURES			
Convertible to Ductless Controls	Yes With DUCTSCIR Variable Speed Slider With On/Off Button	Multiple Safety Options Grease Filters Reversible Motor Box Auto Shut Off	Yes Dishwasher Safe SS Mesh Yes Yes
Ducting	6" Round (Internal) or 10" Round (Remote)		
Multiple Ducting Options	Internal - Left, Right, Down, Forward, Back Remote - Forward Or Back		

MUDAMPER10 for use with 900 / 1200 CFM motors



ICONIC RANGE HOODS



ZOOM UP AND DOWN MOTION RANGE HOOD



THERE'S A HOOD: IT'S IN THE LIGHT FITTING.

With the Up & Down technology, Faber perfectly integrates hood and light fitting, combining the needs of aspiration with those of design and lighting.

AN AMAZING SPACE-SAVING SOLUTION.

These hoods are excellent space-saving solutions capable of illuminating and enhancing any type of environment, from the most linear to the most sophisticated.

The Zoom Island hoods are technologically advanced and perfectly shaped, offering freedom of movement within the cooking zone. It revolutionizes the concept of cooktop hood lighting, transforming it into a real point of light for the kitchen.



ZOOM

MODEL	SIZE	COLOR	MOTOR CLASS
ZOOMIS16SS400-B	16"	Stainless	400 CFM

ACCESSORIES	
FILTER1	Replacement Charcoal Filter Kit
FILTER1LL2	Long Lasting Charcoal Filter Kit

ICONIC

FEATURES			
Min./Max. Ceiling Height	7' min - 9' max	Delay Auto Shut Off	30 Minute
Maximum Zoom Movement	34"	Intensive Speed	10 Minute
Up/Down Technology	Yes	24 Hour Anti-Pollution Mode	Yes
Controls	5 Speed LED Digital Control	ADA Compliant	Yes - With Remote Control
Lighting (Zoom Hood)	4 x 1 (W) LED - 1 Level	Perimetric Aspiration	Yes
Ducting	Recirculating Only - Charcoal Filter Kit included	Remote Control	Yes - Included
Grease Filters	Dishwasher Safe Mesh	Fixed Wiring Box	Yes



CHLOE

MODEL	SIZE	COLOR	MOTOR CLASS
CHLO28BK600	28"	Painted Black	600 CFM
CHLO36BK600	36"	Painted Black	600 CFM

ACCESSORIES	
FILTER1	Charcoal Filter Kit
FILTER1LL2	Long Lasting Charcoal Filter Kit
CHIMCHBK	Black Chimney Kit (14 15/16" - 29 5/8" H)
CFMRED	CFM Reducer Kit (300 CFM)
CFMRED2	CFM Reducer Kit (400 CFM)
REMORIG	Remote Control
MUDAMPER6	6" Make Up Air Kit
MUDAMPER8	8" Make Up Air Kit
MUDAMPER10	10" Make Up Air Kit

ICONIC

FEATURES			
Min. / Max. Ceiling Height	See page 48	Grease Filters	Dishwasher Safe Mesh
Canopy Depth / Height	13 3/4" D / 12 5/8" H	Intensive Speed	10 Minutes
Convertible To Ductless	Yes With FILTER1/FILTER1LL2	ADA Compliant	Yes - With Remote Control
Controls	4 Speed LED Digital Control	Filter Wash Alarm	Yes
Lighting	1 x 3 (W) LED Light Bar 2 Level	Remote Control Option	Yes - Purchase Separately
Dimmer	Yes	Perimetric Aspiration	Yes
Ducting Top or Rear Vent (Vari-Duct)	6" Round	Rear Mounting Bracket	Included
		Fixed Wiring Box	Yes



CYLINDER

CYLINDRA

MODEL	SIZE	COLOR	MOTOR CLASS
CYLN15SS600	15"	Stainless	600 CFM PRO
ACCESSORIES			
FILTER2	Charcoal Filter Kit		
CFMRED	CFM Reducer Kit (300 CFM)		
CFMRED2	CFM Reducer Kit (400 CFM)		
REMORIG	Remote Control		
MUDAMPER6	6" Make Up Air Kit		
MUDAMPER8	8" Make Up Air Kit		

FEATURES

Min. / Max. Ceiling Height	See page 48	Intensive Speed	10 minute
Convertible to Recirculating	Yes With FILTER2	24 Hour Anti-Pollution Mode	Yes
Controls	4 Speed LED Digital Control	ADA Compliant	Yes With Remote Control
Lighting	2 x 1 (W) LED - 2 Level	Remote Control Option	Yes - Purchase Separately
Ducting Top	6" Round	Pro Motor W/ Metal Impellers	Yes
Vari-Duct	Yes	Perimetric Aspiration	Yes
Grease Filters	Dishwasher Safe Mesh	Fixed Wiring Box	Yes
Grease Filter Wash Alarm	Yes		



ISLAND

CYLINDRA ISOLA

MODEL	SIZE	COLOR	MOTOR CLASS
CYLNIS15SS600	15"	Stainless	600 CFM PRO
ACCESSORIES			
FILTER2	Charcoal Filter Kit		
CFMRED	CFM Reducer Kit (300 CFM)		
CFMRED2	CFM Reducer Kit (400 CFM)		
REMORIG	Remote Control		
MUDAMPER6	6" Make Up Air Kit		
MUDAMPER8	8" Make Up Air Kit		

FEATURES


Min./Max. Ceiling Height	See page 48	Intensive Speed	10 Minute
Convertible to Recirculating	Yes With FILTER2	24 Hour Anti-Pollution Mode	Yes
Controls	4 Speed LED Digital Control	ADA Compliant	Yes - With Remote Control
Lighting	2 x 1 (W) LED - 2 Level	Remote Control Option	Yes - Purchase Separately
Ducting Top	6" Round	Pro Motor W/ Metal Impellers	Yes
Grease Filters	Dishwasher Safe Mesh	Perimetric Aspiration	Yes
Grease Filter Wash Alarm	Yes	Fixed Wiring Box	Yes

FABER MODEL NUMBER SYSTEM

Model Example	Model				Island		Width		Depth or Height		Color		CFM Class				VAM	Model Year
ZOOMIS16SS400-B	Z	O	O	M	I	S	1	6			S	S		4	0	0		-B
BREV48SS1200	B	R	E	V			4	8			S	S	1	2	0	0		
NOPR30SSV	N	O	P	R			3	0			S	S					V	
Blower Needed													N	B				
Island					I	S												
Stainless Steel											S	S						
White											W	H						
Gray											G	R						
Black											B	K						

FABER FACTS

FABER TECHNOLOGIES



FILTER1LL2

LONG LASTING CHARCOAL FILTER

- A Faber first! Wash and recharge charcoal filters up to 8 times
- Lasts up to 4 years vs. the normal charcoal filter that lasts 6 months



Vari-Duct

ADDS DUCTING FLEXIBILITY TO YOUR INSTALLATION!

- Look for the "Vari-Duct" phrase in the Product Guide
- Duct up (vertical) or rotate the blower to the back (horizontal)
- Reduce ducting when on an outside wall and improves performance

ACCESSORY GUIDE

Model #	Item Description	Includes	Models Compatible with
BACK30	Backsplash 30"	Telescoping backsplash and hardware	Breva Pro 30" ONLY
BACK36	Backsplash 36"	Telescoping backsplash and hardware	Breva Pro 36" ONLY
BACK48	Backsplash 48"	Telescoping backsplash and hardware	Breva Pro 48" ONLY
CFMRED	Cfm Reducer Kit	Reducer	Camino Pro, Chloe, Cylindra, Cylindra Isola, Diamante, Scirocco Plus, Scirocco Lux
CFMRED2	Cfm Reducer Kit	Reducer	Camino Pro, Chloe, Cylindra, Cylindra Isola, Diamante, Scirocco Plus, Scirocco Lux
CHIM2224	SS Chimney Kit 36" - 8 - 9'	Chimney And Hardware	Camino Pro 36 ONLY
CHIM2248	SS Chimney Kit 36" - 9 - 11'	Chimney And Hardware	Camino Pro 36 ONLY
CHIM3424	SS Chimney Kit 48" - 8 - 9'	Chimney And Hardware	Camino Pro 48 ONLY
CHIM3448	SS Chimney Kit 48" - 9 - 11'	Chimney And Hardware	Camino Pro 48 ONLY
CHIMCHBK	Black Chimney Kit	Chimney And Hardware	Chloe BK
DUCT2	Ductless Kit	Chimney, Diverter, Vent Grids, Charcoal	Dama Isola, Glassy Isola
DUCT4	Ductless Kit	Charcoal, Diverter	Dama, Stilo, Stilo Glass, Tratto
DUCT5	Ductless Kit	Charcoal, Diverter	Nova Pro
DUCTCLPL	Ductless Kit	Charcoal, Diverter	Classica Plus, Tender
DUCTDIAM	Ductless Kit	Chimney, Diverter, Grids, Charcoal	Diamante
DUCTGRT304	Ductless Vent Grate Recirc. Kit 30" (adds 4" Height)	Ductless Grate, Charcoal Filters, Hardware	Breva Pro 30" ONLY
DUCTGRT364	Ductless Vent Grate Recirc. Kit 36" (adds 4" Height)	Ductless Grate, Charcoal Filters, Hardware	Breva Pro 36" ONLY
DUCTSCIR	Ductless Kit	Transition Box, Kick Plate, Charcoal	Scirocco Lux, Scirocco Plus
FILTER1	Charcoal Filter	Charcoal	Camino Pro, Chloe, Classica Plus, Cristal, Inca HC, Inca SD, Inca In Light, Inca Lux, Inca Lux Plus, Inca Pro 18, Inca Pro Plus, Inca Smart SS, High-Light, Nova Pro, Stratus, Tender, Zoom
FILTER1LL2	Long Lasting Charcoal Filter	Charcoal	Camino Pro, Chloe, Classica Plus, Cristal, Inca HC, Inca SD, Inca In Light, Inca Lux, Inca Lux Plus, Inca Pro 18, Inca Pro Plus, Inca Smart SS, High-Light, Nova Pro, Stratus, Tender, Zoom
FILTER2	Charcoal Filter	Charcoal	Cylindra, Cylindra Isola, Dama, Dama Isola, Diamante, Glassy Isola, Stilo, Stilo Glass, Tratto
FILTER4	Charcoal Filter	Charcoal	Inca Smart GR / SS 240 cfm
FILTER5	Charcoal Filter	Charcoal	Levante G, Levante 2, Tivano
FILTER6	Charcoal Filter	Charcoal	Breva Pro
FILTER7	Charcoal Filter Round Flexa	Charcoal	Flexa
FILTER8	Charcoal Filter Levante E	Charcoal	Levante E
FLANGE3	3 ¼ x 10" transition	10" Round to 3 ¼" x 10" Rectangle Flange	High-Light, Scirocco Lux, Scirocco Plus, Stratus
FLANGE10	Duct Plate	10" Duct plate	High-Light, Scirocco Lux, Scirocco Plus, Stratus
HIGH2	High Ceiling Chimney Kit	1 Tall Upper Chimney And Internal Structure	Dama Isola, Glassy Isola

ACCESSORY GUIDE

Model #	Item Description	Includes	Models Compatible with
HIGH3	High Ceiling Chimney Kit	2 Tall Chimneys	Dama, Nova Pro, Stilo, Stilo Glass, Tratto
HIGHCLPL	High Ceiling Chimney Kit	2 Tall Chimneys	Classica Plus
HIGHDIAM	High Ceiling Chimney Kit	1 Tall Upper Chimney	Diamante
HIGHTNDR	High Ceiling Chimney Kit	1 Tall Upper Chimney	Tender
INLBKIT	In-Line Blower Kit	10" Duct Plate With Wiring Box	Inca Pro Plus
LINE30ST	Standard Liner 30"	Liner With Hardware	Inca HC 29 , Inca In Light 28, Inca Lux 28, Inca Lux Plus, Inca SD 29, Inca Smart 28
LINE36ST	Standard Liner 36"	Liner With Hardware	Inca HC 29 ,Inca In Light 28, Inca Lux 28 , Inca SD 29, Inca Smart 28, Inca Lux Plus
LINE36PT	Pro Liner 36"	Liner With Hardware	Inca HC 35 ,Inca In Light 35, Inca Lux 35, Inca SD 35
LINSPT301228	Self Supporting Liner 30 x 12	30" wide self supporting liner with hardware (check model compatibility)	Inca Smart 28 , Inca In Light 28, Inca Lux 28, Inca Lux Plus
LINSPT361228	Self Supporting Liner 30 x 12	36" wide self supporting liner with hardware (check model compatibility)	Inca Smart 28 , Inca In Light 28, Inca Lux 28, Inca Lux Plus
MUDAMPER6	6" Make Up Air Damper	Damper, Switch And Transformer	Camino Pro, Chloe, Classica Plus, Cristal, Cylindra, Cylindra Isola, Dama, Dama Isola, Diamante, Glassy Isola, High-Light, Inca HC, Inca In Light, Inca Lux, Inca SD, Inca Pro Plus, Inca Lux Plus, Nova Pro, Scirocco Lux, Scirocco Plus, Stilo, Stilo Glass, Stratus, Tender, Tratto
MUDAMPER8	8" Make Up Air Damper	Damper, Switch And Transformer	Breva Pro, Camino Pro, Chloe, Classica Plus, Cristal, Cylindra, Cylindra Isola, Dama, Dama Isola, Diamante, Glassy Isola, High-Light, Inca HC, Inca In Light, Inca Lux, Inca SD, Inca Pro Plus, Inca Lux Plus, Nova Pro, Scirocco Lux, Scirocco Plus, Stilo, Stilo Glass, Stratus, Tender, Tratto
MUDAMPER10	10" Make Up Air Damper	Damper, Switch And Transformer	High-Light, Inca Pro Plus, Breva Pro, Inca Pro 18, Inca Pro Plus, Scirocco Lux, Scirocco Plus, Stratus, Camino Pro
REMORIG	Wireless Remote Control	Remote Control	Breva Pro, Chloe, Classica Plus, Cylindra, Cylindra Isola, Dama, Dama Isola, Glassy Isola, Inca HC, Inca Lux, Inca Lux Plus, Inca Pro 18, Inca SD, Levante II, Nova Pro, Scirocco Lux, Stilo, Stilo Glass, Tender, Tivano, Tratto
TELEPRO30	Telescopic Chimney Kit 30"	(2) Telescopic chimneys and hardware	Breva Pro 30" ONLY
TELEPRO36	Telescopic Chimney Kit 36"	(2) Telescopic chimneys and hardware	Breva Pro 36" ONLY
TELEPRO48	Telescopic Chimney Kit 48"	(2) Telescopic chimneys and hardware	Breva Pro 48" ONLY
WIREBOX	Fixed Wiring Box	Wiring Box With Hood Cabling	Classica Plus, Cristal, Dama, Inca HC, Inca Lux, Inca Lux Plus, Inca In Light, Inca Pro 18, Inca SD, Inca Smart, Nova Pro, Stilo, Stilo Glass, Tender, Tratto
WIREBOX2	Fixed Wiring Box	Wiring Box With Hood Cabling	Breva Pro ONLY
WIREBOX3	Fixed Wiring Box	Wiring Box With Hood Cabling	Inca Lux, Inca Lux Plus
WIREBOXSCLX	Fixed Wire Box (Rb Only)	Wiring Box With Hood Cabling	Scirocco Lux

CEILING MINIMUM / MAXIMUM HEIGHTS

	Ducted Minimum 24" OFF	Ducted Maximum 30" OFF	Recirculating Minimum 24" OFF	Recirculating Maximum 30" OFF	High Ceiling Minimum 24" OFF	High Ceiling Maximum 30" OFF
WALL CHIMNEY						
Breva Pro 11 *	6' 11"	8' 4"	6' 11"	8' 4"	N/A	N/A
Breva Pro 18 *	7' 6"	8' 11"	7' 6"	8' 11"	N/A	N/A
Chloe*	7' 2 3/8"	8' 8 3/16"	7' 2 3/8"	8' 8 3/16"	N/A	N/A
Camino 24" tall *	7' 7"	8' 11 7/8"	7' 7"	8' 11 7/8"	N/A	N/A
Camino 48" tall *	8' 1"	10' 11 7/8"	8' 1"	10' 11 7/8"	N/A	N/A
Classica Plus	7' 5 9/16"	9' 5 1/4"	7' 9 1/16"	9' 5 1/4"	8' 11 1/16"	11' 8 1/16"
Cylindra	7' 11 1/16"	8' 5 1/16"	7' 11 1/16"	8' 5 1/16"	N/A	N/A
Dama	7' 2 5/16"	9' 1/16"	7' 7 1/16"	9' 1/16"	9' 1 9/16"	11' 2 5/8"
Diamante	7' 5 3/4"	8' 9 3/4"	7' 11 3/8"	8' 10 1/2"	9' 4 3/8"	10' 8 5/8"
Nova Pro	7' 5"	8' 11 3/8"	7' 5"	8' 11 3/8"	9' 3/8"	11' 8 7/8"
Stilo	7' 8 1/16"	9' 3/4"	7' 8 1/16"	9' 3/4"	8' 9 3/8"	11' 3/16"
Stilo Glass	7' 8 1/16"	9' 3/4"	7' 8 1/16"	9' 3/4"	8' 9 3/8"	11' 3/16"
Tender	7' 7 1/2"	9' 10 3/4"	8' 2 3/16"	9' 10 3/4"	9' 6 1/16"	11' 3 1/16"
Tratto	7' 8 1/8"	9' 3/16"	7' 8 1/8"	9' 3/16"	8' 8 1/16"	11' 3/16"
ISLAND CHIMNEY						
Cylindra Isola	7' 6 5/16"	8' 11 13/16"	7' 10 1/4"	8' 11 13/16"	N/A	N/A
Dama Isola	7' 8 1/4"	9' 3"	8' 5/8"	9' 3"	10' 3/16"	10' 10 1/8"

	Ducted Minimum 35" OFF	Ducted Maximum 72" OFF	Recirculating Minimum 35" OFF	Recirculating Maximum 72" OFF	High Ceiling Minimum N/A	High Ceiling Maximum N/A
CEILING HOOD						
High-Light Isola	5' 11"	9' 0"	5' 11"	9' 0"	N/A	N/A
Stratus Isola	5' 11"	9' 0"	5' 11"	9' 0"	N/A	N/A

NOTES:

- All minimums at 24" off the stove, maximums at 30" off the stove (except ceiling hoods).
- *Chloe & Camino includes Chimney Duct Cover Accessory (sold separately)
- Island Hoods can be adjusted to lower min. Refer to specific model's U&C Guide.
- For planning purposes only, see install instructions for final heights

FABER CONSUMER WARRANTY & SERVICE

All Faber products are warranted against any defect in materials or workmanship for the original purchaser for a period of two (2) years from the date of original purchase (requires proof of purchase). This warranty covers labour and replacement parts. Faber, at its option, may repair or replace the product or components necessary to restore the product to good working condition. To obtain warranty service, contact the dealer from whom you purchased the range hood or Distinctive Appliances at 1-800-561-7265.

The Warranties do not cover, and Faber shall not be liable for the following:

1. Service calls to correct the installation of your range hood, to instruct you on how to use your range hood, to replace or repair house fuses or to correct house wiring or plumbing.
2. Service calls to repair or replace range hood light bulbs, fuses, or filters. These consumable parts are excluded from warranty coverage.
3. Repairs when your range hood is used for other than normal, single-family household use.
4. Damage resulting from an accident, alteration, misuse, abuse, fire, flood, acts of God, improper installation, installation not in accordance with electrical or plumbing codes or Faber documentation, or use of products not approved by Faber.
5. Replacement parts or repair labour costs for units operated outside the United States or Canada, including any non-UL or C-UL approved Faber range hoods.
6. Repairs to the hood resulting from unauthorized modifications made to the range hood.
7. Expenses for travel and transportation for product service in remote locations and pickup and delivery charges. Faber range hoods should be serviced in the home.

This warranty does not allow recovery of incidental or consequential damages, including, without limitation, direct, indirect, incidental, special or consequential damages, personal injury/wrongful death, or lost profits. The Faber warranty is limited to the above conditions and to the warranty period specified herein and is exclusive. Except as expressly specified in this agreement, Faber disclaims all express or implied conditions, representations, and warranties including, without limitation, any implied warranties of merchantability or fitness for a particular purpose. This warranty gives you specific legal rights that may vary from state to state.

NOTES

NOTES

PRODUCT GUIDE **2023**



T 800 361 0799 F 450 682 7943

www.distinctive-online.com info@distinctive-online.com

EASTERN CANADA

Head Office & Warehouse
2025 Cunard Street
Laval, QC H7S 2N1

PARTS & SERVICE

service@distinctive-online.com
1-800-561-7265

ORDER DESK

orderdesk@distinctive-online.com