



**Blomberg**

seit 1883

PRODUCT GUIDE **2021**

Blomberg is a **Distinctive** brand

REFRIGERATION	FREEZER TOP	BRFT 1522 SS	3	
		BRFB 1051 FFBIN	4	
		BRFB 1052 FFBIN	4	
		BRFB 1045 SS	4	
		BRFB 1045 WH	4	
	BOTTOM-MOUNT	BRFB 1900 FBI	5	
		BRFB 1920 FBI/SS	5	
		BRFB 1312 SS	6	
		BRFB 1322 SS	6	
		BRFB 1512 SS	6	
		BRFB 1522 SS	6	
BRFB 1812 SSN/SSLN		7		
	BRFB 1822 SSN/SSLN	7		
	FRENCH-DOOR	BRFD 2230 SS	8	
COOKING	RANGES	BERC 24102 SS	9	
		BERC 24202 SS	9	
		BGR 24102 SS	9	
		BERU 30422 CSS	10	
		BGR 30522 CSS	10	
		BDF 30522 CSS	11	
		BIR 34452 CSS	11	
		ACCESSORIES	12	
	COOKTOPS	CTG 24400SS	13	
		CTG 30400SS	13	
		CTG 30500SS	14	
		CTG 36500SS	14	
		CTI 30410	15	
		CTI 36510	15	
		CTE 24410	16	
		CTE 24402	16	
		CTE 30410	16	
			OVENS	BWOS 24110 SS/B
			BWOS 30200 SS	17
		OTR-MICROWAVE	BOTR 30200 CSS	18
		BOTR 30100 SS	18	
	RANGE HOODS	BCHP 30100 SS	19	
		BCHS 30100 SS	19	
DISHWASHERS	SLIM TUB	DWS 51502 SS/FBI	20	
		DWT 51600 SS/W/FBI	20	
	TALL TUB	DWT 52600 SSIH/WIH/BIH	21	
		DWT 52800 SSIH/WIH	21	
		DWT 81800 SS/FBI/SSWS	22	
LAUNDRY	WASHER	WM 98400 SX2	23	
		WM 72200 W	23	
	DRYER	DHP 24412 W	24	
		DV 17600 W	24	
	COMBO WASHER DRYER	WMD 24400 W	25	
	WARRANTY NOTES			26
			27-29	

Specifications and features may vary. Please refer to the manufacturer's website for the latest updates.

REFRIGERATION

MODEL

WIDTH

FINISH



FREESTANDING TOP FREEZER REFRIGERATOR

**BRFT1522SS**

28"

Fingerprint Free Stainless Steel

FEATURES

- Electronic control system
- Duo Cycle Frost Free Cooling
- Eco-friendly refrigerant R600A
- Interior LED lighting
- Field reversibility of doors
- Total gross volume: 12.56 cu.ft
- Fresh food net volume: 9.67 cu.ft.
- Freezer net volume: 2.89 cu.ft.
- (H) 67 3/4" x (W) 27 9/16" x (D) 24 5/8" (without handles)



FRIDGE

- 3 door racks, 1 crisper, 2 glass shelves
- Wine rack
- Fan ventilation
- Inner digital display
- Flexi-rack
- Interior LED lighting

FREEZER

- Automatic ice maker

Specifications and features may vary. Please refer to the manufacturer's website for the latest updates.

REFRIGERATION

MODEL

WIDTH

FINISH



FULLY INTEGRATED BOTTOM FREEZER REFRIGERATOR

<b>BRFB1051FFBIN</b>	22"	Panel Ready
<b>BRFB1052FFBIN</b>	22"	Panel Ready with Ice Maker

FEATURES

- Electronic Controls
- Antibacterial seal + carbon filter
- Duo cycle no frost cooling
- Eco-friendly refrigerant R600A
- Dual Evaporator
- 3D Door Adjustment
- 6lbs of ice per day (BRFB1052)
- Field reversible hinge design
- Total net volume: 8.4 cu.ft (no ice) / 8.1 cu.ft. (ice)
- H 71-7/16" W 21-15/16" D 21-5/8"



FRIDGE

- 3 door racks, 1 crisper, 3 glass shelves
- Bottle holder, 2 x 6-egg trays
- White LED lighting
- Net volume: 6.1 cu.ft

FREEZER

- 3 drawers, ice cube tray
- Auto defrost
- Net volume: 2.3 cu.ft (no ice) / 2.1 cu.ft. (ice)

FREESTANDING BOTTOM-MOUNT FRIDGE/FREEZER

<b>BRFB1045WH</b>	24"	White
<b>BRFB1045SS</b>	24"	Fingerprint Free Stainless Steel

FEATURES

- Electronic Control
- Antibacterial seal
- Duo cycle no frost cooling
- Eco-friendly refrigerant R600A
- Field reversible hinge design
- Total net volume: 11.43 cu.ft
- Reversible Door
- Variable Speed Compressor
- Fan Ventilation
- Door alarm
- H 67 9/16" x W 23 7/16" x D 24 7/16" (without handles)



FRIDGE

- 3 door racks, 1 crisper, 3 glass shelves
- Wine rack, 2 x 6-egg trays
- White LED lighting
- Net volume: 8.08 cu.ft.

FREEZER

- 3 drawers
- Auto defrost
- Net volume: 3.35 cu.ft



Specifications and features may vary. Please refer to the manufacturer's website for the latest updates.

REFRIGERATION

MODEL

WIDTH

FINISH



**BRFB1920SS**  
Stainless steel panel with internal auto ice maker + water dispenser

INTEGRATED BOTTOM FRIDGE/FREEZER

<b>BRFB1900FBI</b>	30"	Panel Ready
<b>BRFB1920FBI</b>	30"	Panel Ready with ice maker
<b>BRFB1920SS</b>	30"	Fingerprint Free SS with ice maker

FEATURES

- Electronic controls
- Antibacterial seal
- Duo Cycle Dual Compressor
- Frost Free Cooling
- Eco-friendly refrigerant R600A
- 3D Door Adjustment
- Field reversible hinge design
- Total gross volume: 16.4 cu.ft
- Auto ice machine with 11lbs/ day capacity (BRFB1920)



FRIDGE

- Blue light technology
- IonFresh
- 90-degree opening flush hinge fridge
- Large, easy-to-read digital display
- Soft close crisper
- Sabbath mode
- Large pantry drawer
- Height adjustable cantilever shelves
- Interior filtered water dispenser (BRFB1920xx)
- Interior theatre lighting with LED lights

FREEZER

- Automatic ice machine (BRFB1920xx)
- Auto Defrost
- Large freezer drawer
- Metal freezer drawer

**BRFB1920SS**

- H x W X D: 83 1/2" x 29 3/4" x 24 5/16"
- Depth is with doors / without handles.

**BRFB1920FBI / BRFB1900FBI**

- H x W X D: 83 1/2" x 29 3/4" x 23 9/16"
- Depth is without panel / without handles.

Fits 30-inch-wide cabinet / No exposed vent grill



**BRFB1900FBI**  
Panel-ready with no ice



**BRFB1920FBI**  
Panel-ready with internal auto ice maker + water dispenser

Specifications and features may vary. Please refer to the manufacturer's website for the latest updates.

REFRIGERATION

MODEL

WIDTH

FINISH



FREESTANDING BOTTOM-MOUNT FRIDGE/FREEZER

**BRFB1312SS**

24"

Fingerprint Free Stainless Steel

**BRFB1322SS**

24"

Fingerprint Free SS with Ice Maker

FEATURES

- Electronic control
- Inner Digital Display
- Duo cycle no frost cooling
- Eco-friendly refrigerant R600A
- Field reversible hinge design
- Total gross volume: 11.35 cu.ft
- H 72-5/8" W 23-7/16" D 24-7/16" (without handles)



FRIDGE

- 3 door racks, 1 crisper, 3 glass shelves, bottle holder
- Wine rack, 2 x 6-egg trays
- LED lighting
- Total net volume: 7.9 cu.ft

FREEZER

- 3 drawers
- Ice cube tray (BRFB1312)
- Ice maker 6 lbs /day (BRFB1322)
- Auto defrost
- Total net volume: 3.4 cu.ft.



FREESTANDING BOTTOM-MOUNT FRIDGE/FREEZER

**BRFB1512SS**

28"

Fingerprint Free Stainless Steel

**BRFB1522SS**

28"

Fingerprint Free SS with Ice Maker

FEATURES

- Electronic Controls
- Duo Cycle Frost Free Cooling
- Eco friendly refrigerant R600A
- Field Reversible Door
- Total Net Volume 16.79 cu.ft.
- H 75 1/4" x W 27 9/16" x H 26 5/8" (without handles)



BRFB1512SS

FRIDGE

- 4 door racks, 1 crisper, 4 glass shelves, bottle gripper
- Wine rack
- White LED lighting
- Total net volume: 11.68 cu.ft

FREEZER

- 3 drawers (2 for BRFB1522)
- Ice cube tray (BRFB1512)
- Ice maker 6 lbs /day (BRFB1522)
- Auto defrost
- Total net volume: 5.11 cu.ft

Specifications and features may vary. Please refer to the manufacturer's website for the latest updates.

REFRIGERATION

MODEL

WIDTH

FINISH



FREESTANDING BOTTOM-MOUNT FRIDGE/FREEZER

<b>BRFB1812SSN</b>	30"	Fingerprint Free Stainless Steel	R
<b>BRFB1812SSLN</b>	30"	Fingerprint Free Stainless Steel	L
<b>BRFB1822SSN</b>	30"	Fingerprint Free Stainless Steel with automatic ice maker	R
<b>BRFB1822SSLN</b>	30"	Fingerprint Free Stainless Steel with automatic ice maker	L

FEATURES

- Electronic Controls
- Variable Speed VCC Compressor
- Duo Cycle Frost Free Cooling
- Eco-friendly refrigerant R600A
- Total net volume: 16.2 cu.ft
- H 67-3/4" W 29-1/8" D 28-5/16" (without handles)



FRIDGE

- 3 door racks, 1 crisper, 2 glass shelves
- Wine rack
- Blue light technology
- IonFresh
- Inner digital display
- Flexi-rack
- Finger print free stainless steel
- Interior theatre lighting with LED lights
- Total net volume: 11.1 cu.ft

FREEZER

- 3 drawers, ice cube tray
- Auto defrost
- Total net volume: 5.1 cu.ft
- Automatic ice maker (BRFB1822)



BRFB1822SSN

Specifications and features may vary. Please refer to the manufacturer's website for the latest updates.

REFRIGERATION

MODEL

WIDTH

FINISH



FREESTANDING FRENCH-DOOR FRIDGE/FREEZER

**BRFD2230SS**

36"

Fingerprint Free Stainless Steel

FEATURES

- Electronic touch control system
- Antibacterial seal + carbon filter
- Duo cycle no frost cooling
- Eco-friendly refrigerant R134A
- Total net volume: 19.86 cu.ft
- H 69-3/4" W 35-3/4" D 26-13/16" (without handles)

FRIDGE

- 6 door racks, 2 crispers, 4 glass shelves
- 1 deli drawer
- 2 x 6-egg trays
- White LED lighting
- Water dispenser
- Blue light technology
- Total net volume: 13.3 cu.ft

FREEZER

- 2 drawers, 1 basket
- Auto defrost
- Automatic ice maker (11 lbs/day)
- Total net volume: 6.56 cu.ft



Specifications and features may vary. Please refer to the manufacturer's website for the latest updates.



RANGES

MODEL

WIDTH

FINISH



ELECTRIC CERAN CONVECTION RANGE

**BERC24102SS**                      24"                      Stainless Steel & Black

FEATURES

- 8 cooking functions: cooking, 3D cooking, bottom heater, fan, grill, fan + grill, fan + bottom + top heater, fan heating (turbo)
- Capacity: 2.51 cu.ft
- Electronic touch controls & timer
- 4 vitroceramic elements: 1200W - 1500W - 1800W - 2200W
- Convection oven
- 1 x 25W light
- 3 pane heat resistant glass
- 5 side rack positions
- 2 level wire racks
- Pull out storage drawer
- Adjustable feet
- 4" high stainless backsplash included (island trim comes with the range un-attached)
- Voltage / Frequency: 220-240V / 60Hz
- Circuit breaker: 40 A
- H 36" W 23-1/2" D 23-3/4"



ELECTRIC CERAN THERMAL RANGE

**BERC24202SS**                      24"                      Stainless Steel & Black

FEATURES

- 4 cooking functions: cooking, bottom heater, low grill, grill.
- Capacity: 2.51 cu.ft
- Mechanical timer (knob control)
- 4 vitroceramic elements: 2 x 1200W - 2 x 1800W
- Easy clean enamel
- 1 x 25W light
- 3 pane heat resistant glass
- 5 side rack positions
- 2 level wire racks
- Flap door storage
- Adjustable feet
- Island trim included (4" high stainless backsplash optional)
- Optional backsplash
- Voltage / Frequency: 220-240V / 60Hz
- Circuit breaker: 36 A
- H 36" W 23-1/2" D 23-3/4"



GAS RANGE

**BGR24102SS**                      24"                      Stainless Steel & Black

FEATURES

- Capacity: 2.51 cu.ft
- Mechanical knob controls
- 4 gas burners: 1 x 3500 Btu - 2 x 7000 Btu - 1 x 12 000 Btu
- 2 cast iron pan supports
- Flame failure safety device
- Easy clean enamel
- 1 x 25W light
- 3 pane heat resistant glass
- 5 side rack positions
- 2 chromed racks
- Flap door storage
- Adjustable feet
- Island trim included (4" high stainless backsplash optional)
- Voltage / Frequency: 120V / 60Hz (0.5A)
- H 36" W 23-1/2" D 23-3/4"

Specifications and features may vary. Please refer to the manufacturer's website for the latest updates.

RANGES

MODEL

WIDTH

FINISH



ELECTRIC SLIDE-IN RANGE - 4 ZONES

**BERU30422CSS**      30"      Stainless Steel

FEATURES

- 12" cooking zone for fast, efficient cooking for oversized pots and pans of any shape
- 4 induction zones:
  - Front Left 9" - 2300W / 3700W
  - Rear Left 6" - 1,400W / 2,200W
  - Front Right 6" - 1,400W / 2,200W
  - Rear Right 11" - 2,600W / 3,700W
- Residual heat indicators
- Stainless Steel Knobs
- 5 cooking functions: Convection Bake, Convection Roast, Broil, Self cleaning and Sabbath Mode
- Capacity: 5.7 cu.ft
- Self clean oven with convection fan
- 2 x 40W lights
- 4 pane heat resistant glass
- Preheat indicator light and signal
- Full Extension Telescopic Lower Rack
- 6 side rack positions
- Lower Storage Drawer
- Adjustable feet
- Included: 3 chromed racks, broiler pan and slim island trim
- Electrical: 240V / 60Hz, 40 Amp
- Dimensions: H 36" W 29-3/4" D 29-1/2"



GAS SLIDE-IN RANGE - 5 BURNERS

**BGR30522CSS**      30"      Stainless Steel

FEATURES

- 12" cooking zone for fast, efficient cooking in oversize pots and pans of any shape.
- 5 sealed gas burners:
  - Front Left 12,500 BTU
  - Rear Left 8,000 BTU
  - Central (Circular Burner) 16.000 BTU
  - Front Right 12,500 BTU
  - Rear Right 8,000 BTU
- 3 continuous cast iron grates
- Stainless Steel Knobs
- 6 cooking functions: Bake, Convection Bake, Convection Roast, Broil, Self cleaning and Sabbath Mode
- Capacity: 5.7 cu.ft
- Self clean oven with convection fan
- Preheat indicator light and signal
- Oven Power: 16,500 BTU
- Broil Power: 13,000 BTU
- 2 x 40W lights
- 4 pane heat resistant glass
- 6 side rack positions
- Lower Storage Drawer
- Adjustable feet
- Included: 2 chromed racks, wok adapter, broiler pan, slim island trim and LP Kit
- Electrical: 240V / 60Hz, 40 Amp
- Dimensions: H 36" W 29-3/4" D 28-3/4"

Specifications and features may vary. Please refer to the manufacturer's website for the latest updates.

RANGES

MODEL

WIDTH

FINISH



DUAL-FUEL SLIDE-IN RANGE - 5 BURNERS

**BDF30522CSS**

30"

Stainless Steel

FEATURES

- 12" cooking zone for fast, efficient cooking for oversized pots and pans of any shape.
- 5 sealed gas burners:
  - Front Left 12,500 BTU
  - Rear Left 8,000 BTU
  - Central (Circular Burner) 16.000 BTU
  - Front Right 12,500 BTU
  - Rear Right 8,000 BTU
- 3 continuous cast iron grates
- Stainless Steel Knobs
- 6 cooking functions: Bake, Convection Bake, Convection Roast, Broil, Self cleaning and Sabbath Mode
- Capacity: 5.7 cu.ft
- Self clean oven with convection fan
- 2 x 40W lights
- 4 pane heat resistant glass
- Preheat indicator light and signal
- 6 side rack positions
- Full Extension Telescopic Lower Rack
- Lower Storage Drawer
- Adjustable feet
- Included: 2 chromed racks, wok adapter, broiler pan, slim island trim and LP Kit
- Electrical: 240V / 60Hz, 40 Amp
- Dimensions: H 36" W 29-3/4" D 28-3/4"



INDUCTION SLIDE-IN RANGE - 4 ZONES

**BIR34452CSS**

30"

Stainless Steel

FEATURES

- 12" cooking zone for fast, efficient cooking for oversized pots and pans of any shape
- 4 induction zones:
  - Front Left 9" - 2300W / 3700W
  - Rear Left 6" - 1,400W / 2,200W
  - Front Right 6" - 1,400W / 2,200W
  - Rear Right 11" - 2,600W / 3,700W
- Residual heat indicators
- Stainless Steel Knobs
- 5 cooking functions: Convection Bake, Convection Roast, Broil, Self cleaning and Sabbath Mode
- Capacity: 5.7 cu.ft
- Self clean oven with convection fan
- 2 x 40W lights
- 4 pane heat resistant glass
- Preheat indicator light and signal
- Full Extension Telescopic Lower Rack
- 6 side rack positions
- Lower Storage Drawer
- Adjustable feet
- Included: 3 chromed racks, broiler pan and slim island trim
- Electrical: 240V / 60Hz, 40 Amp
- Dimensions: H 36" W 29-3/4" D 29-1/2"

Specifications and features may vary. Please refer to the manufacturer's website for the latest updates.

ACCESSORIES

MODEL

WIDTH

FINISH



COOKING GRIDDLE FOR 30" RANGE

**G3001**

30"

Cast iron



RANGE WINGS

**OW3001**

Stainless Steel

**OW3002**

Black

Features

Filler strip adaptable on 24" ranges, 30" slide-in and 30" Pro-style ranges.  
Comes with adhesive tape.



9" H BACKSPLASH

**BG3001**

SS for Gas & Dual Fuel

**BG3002**

SS for Electric Ranges

24" W BACKGUARD FOR GAS & ELECTRIC

**BG2401**

Stainless

Specifications and features may vary. Please refer to the manufacturer's website for the latest updates.

COOKTOPS

MODEL

WIDTH

FINISH

BUILT-IN GAS COOKTOP – 4 BURNER

**CTG24400SS**

24"

Stainless Steel

FEATURES

- Sealed Burner
- 4 Gas Burners 2x 6000 BTU – 1x 10000 BTU – 1x 12000 BTU
- Front Knob Control
- Gas Safety Device
- Cast Iron Continuous Grates
- Integrated Ignition
- Supplied Cord - 110-120 V, 60 Hz
- H 1 13/16" x 22 7/8" x D 20 1/16"



BUILT-IN GAS COOKTOP – 4 BURNER

**CTG30400SS**

30"

Stainless Steel

FEATURES

- Sealed Burner
- 4 Gas Burners 2x 5000 BTU – 1x 10000 BTU – 1x 12000 BTU
- Reignition Controlled Burners
- Gas Safety Device
- Cast Iron Continuous Grates
- Front Knob Control
- Supplied Cord - 110-120 V, 60 Hz
- H 3 7/8" x 29 7/8" x D 21 1/4"



Specifications and features may vary. Please refer to the manufacturer's website for the latest updates.

COOKTOPS

MODEL

WIDTH

FINISH



BUILT-IN GAS COOKTOP – 5 BURNER

**CTG30500SS**

30"

Stainless Steel

FEATURES

- Sealed Burner
- 5 Gas Burners 2x 5000 BTU – 2x 10000 BTU – 1x 20000 BTU
- Reignition Controlled Burners
- Gas Safety Device
- Cast Iron Continuous Grates
- Front Knob Control
- Supplied Cord - 110-120 V, 60 Hz
- H 3 7/8" x 29 7/8" x D 21 1/4"

BUILT-IN GAS COOKTOP – 5 BURNER

**CTG36500SS**

36"

Stainless Steel

FEATURES

- Sealed Burner
- 5 Gas Burners 2x 6000 BTU – 2x 12000 BTU – 1x 20000 BTU
- Front Knob Control with LED Illumination
- Reignition Controlled Burners
- Gas Safety Device
- Cast Iron Continuous Grates
- Front Knob Control
- Supplied Cord - 110-120 V, 60 Hz
- H 3 7/8" x 36" x D 21 1/4"

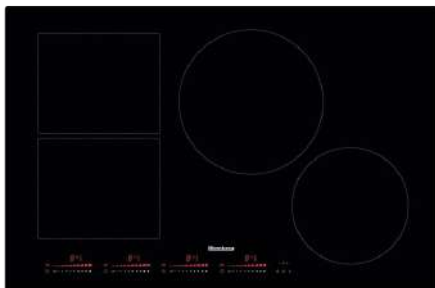
Specifications and features may vary. Please refer to the manufacturer's website for the latest updates.

COOKTOPS

MODEL

WIDTH

FINISH

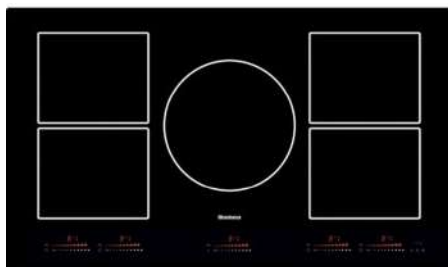


BUILT-IN INDUCTION COOKTOP - 4 ELEMENTS

**CTI30410** 30" Black Glass Ceramic

FEATURES

- 4 Induction Zones 1x 700/1700 W – 1x 2100/3700 W – 2x 2600/3700 W
- 9 Cooking Levels
- Front Touch Control
- Automatic Pan Recognition
- On/Off Light
- Fully Automatic Cooling System
- Warming Function
- Boost Control
- Residual Heat Indicators
- Display lock
- H 5 /32" x W 30 11/16" x D 20 7/16 "
- Voltage / Frequency: 220–240 V, 50–60 Hz



BUILT-IN INDUCTION COOKTOP - 5 ELEMENTS

**CTI36510** 36" Black Glass Ceramic

FEATURES

- 5 Induction Zones 4 x 2100/3700 W – 1 2500/3700 W
- 9 Cooking Levels
- Front Touch Control
- Automatic Pan Recognition
- On/Off Light
- Fully Automatic Cooling System
- Warming Function
- Boost Control
- Residual Heat Indicators
- Display lock
- H 5 /32" x W 34 5/8" x D 20 7/16 "
- Voltage / Frequency: 220–240 V, 50–60 Hz


Specifications and features may vary. Please refer to the manufacturer's website for the latest updates.

COOKTOPS

MODEL

WIDTH

FINISH



BUILT-IN ELECTRIC COOKTOP - 4 ELEMENTS

**CTE24402**

24"

Black Glass Ceramic + SS Frame

FEATURES

- Side mounted manual controls
- 4 cooking zones
- 6 cooking levels per element
- Zone power: 2x1200 W - 2x1800 W
- Hot surface indication
- Residual heat indication
- Voltage / Frequency: 240V / 60Hz (25 A)
- H 3-1/4" W 24-1/8" D 20-7/8"



BUILT-IN ELECTRIC COOKTOP - 4 ELEMENTS

**CTE24410**

24"

Black Glass

FEATURES

- Slide Touch Control with Timer
- Programmable Touch control System
- 6 cooking levels per element
- Zone power: 2x650 W Hi-Light - 1x1200 W – 1x 2200W
- Hot surface indication
- Residual heat indication
- Voltage / Frequency: 240V / 60Hz (21 A)
- H 2-5/8" W 24-3/16" D 20-15/16"



BUILT-IN ELECTRIC COOKTOP - 4 ELEMENTS

**CTE30410**

30"

Black Glass Ceramic

FEATURES

- Touch sensitive front controls (digital display)
- 9 cooking levels per element
- 4 cooking zones (2 double) : 2x1200W - 1x800/2200W - 1x1100/2500W
- Automatic fast boil function
- Hot surface indication
- Residual heat indication
- Acoustic buzzer
- Low power scale for delicate cooking
- Failure codes indication
- Command lock
- Voltage / Frequency: 240V / 60Hz (30 A)
- H 3 1/8" W 30" D 21"

Specifications and features may vary. Please refer to the manufacturer's website for the latest updates.



OVENS

MODEL

WIDTH

FINISH



BWOS24110B



BUILT-IN ELECTRIC OVEN

<b>BWOS24110SS</b>	24"	Fingerprint Free Stainless Steel
<b>BWOS24110B</b>	24"	Black

FEATURES

- 8 cooking functions: true european convection bake, convection broil, convection roast, bake, broil, defrost, fast preheat, 3D (advanced convection system)
- 2.5 cu. ft. Oven Capacity
- 2 black knobs + digital display
- 1 x 25W light
- Easy to clean enamel
- 3 pane heat resistant glass
- 5 side rack positions
- Electronic lock
- 2 chromed racks
- Voltage / Frequency: 240V / 60Hz (10 A)
- H 23-5/8" W 23-3/64" D 21-21/32"

BUILT-IN SELF-CLEAN ELECTRIC OVEN

<b>BWOS30200SS</b>	30"	Fingerprint Free Stainless Steel
--------------------	-----	----------------------------------

FEATURES

- Cooking Modes: Bake, Roast, Broil, Convection Bake, Convection Roast, Convection Broil, Warm Keeping, Slow Cook, Pizza Cooking, Bread Proof, Defrost, Pyrolytic Self-clean, Sabbath Mode
- Capacity: 5.7 cu.ft
- User-friendly, Smart LED Display
- Sensitive Touch Button Control
- Easy Grip Stainless Steel Handle
- Pyro Proof Black Enamel Cavity
- Full Extension Telescopic Rack
- 2 Halogen Lamp Illuminations
- Self-clean Oven
- Cool-touch Door, 4-pane Glass
- 2 chromed racks
- Voltage / Frequency: 240V / 60Hz (15 A)
- H 28-7/8" W 29-3/4" D 24-7/16"

Specifications and features may vary. Please refer to the manufacturer's website for the latest updates.

OVER THE RANGE

MODEL

WIDTH

FINISH



OVER-THE-RANGE CONVECTION MICROWAVE HOOD

**BOTR30200CSS**

30"

Stainless Steel + Black

FEATURES

- Capacity: 1.5 cu.ft
- Convection power: 1450 W
- 900 Watts
- 300 CFM hood
- 1 x 25W light
- Auto-weight defrost
- Auto-cooking
- Digital timer
- Electronic Controls
- Voltage / Frequency: 120V / 60Hz
- H 16-7/16" W 29-7/8" D 15-1/4"



OVER-THE-RANGE MICROWAVE HOOD

**BOTR30100SS**

30"

Stainless Steel + Black

FEATURES

- Capacity: 1.6 cu.ft
- 1000 Watts
- 300 CFM hood
- 1 x 25W light
- Auto-cooking
- Digital timer
- Electronic Controls
- Voltage / Frequency: 120V / 60Hz
- H 16-7/16" W 29-7/8" D 15"

Specifications and features may vary. Please refer to the manufacturer's website for the latest updates.

VENTILATION

MODEL

WIDTH

FINISH



UNDER CABINET PROFESSIONAL RANGE HOOD

**BCHP30100SS**

30"

Stainless Steel

FEATURES

- Knob Control
- 600 CFM Suction Power with
- 4 Fan Speed Levels
- Stainless Baffle Grease Filters (Dishwasher-safe)
- 2 Halogen Lights (50 W Each) with Surface Light Adjustable Illumination
- H 18-3/8" W 30" D 23"



UNDER CABINET RANGE HOOD

**BCHS30100SS**

30"

Stainless Steel

FEATURES

- Tag Switches with LED Controls
- 250 CFM Suction Power with three fan speed levels
- Washable Grease Filters
- 2 Halogen Lights (50 W Each) with light On/Off Control

Specifications and features may vary. Please refer to the manufacturer's website for the latest updates.

DISHWASHERS

MODEL

WIDTH

FINISH



SLIM TUB, ADA COMPATIBLE, TOP CONTROL DISHWASHER

<b>DWS51502SS</b>	18"	Fingerprint free stainless steel
<b>DWS51502FBI</b>	18"	Panel ready

FEATURES

- Electronic Touch Control
- 5 programs: Pots and Pans+ (167°F), Regular Wash (142°F–145°F), Express Dry, Quick Wash (131°F), Rinse & Hold
- 4 Functions
- Silent Operation: 48 dBA
- 3 Position Adjustable Upper Rack
- Easy Installation
- Concealed Heating Element
- Adjustable Feet and Self-adjustable Hinge
- Capacity: 8 Place Settings
- Stainless Steel Interior
- DMFS Overflow Protection
- 5 Level Wash
- Delay Timer from 1/2 – 24 hours
- Static Drying System
- Brushless DC™ Motor
- Turbidity Sensor
- All-in-1 Tablet Function
- Interior High Loop with Air Gap
- H 32 13/64" x W 17 5/8" x D 22 7/16"



TALL TUB, TOP CONTROL DISHWASHER

<b>DWT51600SS</b>	24"	Fingerprint free stainless steel
<b>DWT51600W</b>	24"	White finish
<b>DWT51600FBI</b>	24"	Panel ready

FEATURES

- Electronic Touch Control
- 6 programs: Pots and Pans+ (167°F), Regular Wash (142°F–145°F), Express Dry, China/Crystal (149 °F), Quick Wash (131°F), Rinse & Hold
- Silent Operation: 48 dBA
- LED Spot
- Extra Rinse, RapidClean, Sanitize Functions
- Easy Installation
- Concealed Heating Element
- Adjustable Feet and Self-adjustable Hinge
- Capacity: 14 Place Settings
- Stainless Steel Interior
- Fixed Upper Rack
- DMFS Overflow Protection
- 5 Level Wash
- Delay Timer from 1/2 – 24 hours
- Static Drying System
- Brushless DC™ Motor
- Turbidity Sensor
- All-in-1 Tablet Function
- Interior High Loop with Air Gap
- H 33 7/8 x W 23 9/16 x D 22 7/16

Specifications and features may vary. Please refer to the manufacturer's website for the latest updates.

DISHWASHERS

MODEL

WIDTH

FINISH



TALL TUB, FRONT CONTROL DISHWASHER

<b>DWT52600SSIH</b>	24"	Fingerprint free stainless steel
<b>DWT52600WIH</b>	24"	White finish
<b>DWT52600BIH</b>	24"	Black finish

FEATURES

- Electronic Touch Control
- 6 programs: Pots and Pans+ (167°F), Regular Wash (142°F–145°F), Express Dry, China/Crystal (149 ° F), Quick Wash (131°F), Rinse & Hold
- Silent Operation: 48 dBA
- Functions: Half Load, Extra Rinse, RapidClean, Sanitize
- Easy Installation
- Concealed Heating Element
- Adjustable Feet and Self-adjustable Hinge
- Capacity: 14 Place Settings
- Stainless Steel Interior
- Fixed Upper Rack
- DMFS Overflow Protection
- 5 Level Wash
- Delay Timer from 1/2 – 24 hours
- Static Drying System
- Brushless DC™ Motor
- Turbidity Sensor
- All-in-1 Tablet Function
- Interior High Loop with Air Gap
- H 33 7/8 x W 23 9/16 x D 22 7/16



TALL TUB, FRONT CONTROL DISHWASHER

<b>DWT52800SSIH</b>	24"	Fingerprint free stainless steel
<b>DWT52800WIH</b>	24"	White finish

FEATURES

- Electronic Touch Control
- 8 programs: Pots and Pans+ (167°F), Regular Wash (142°F–145°F), MixWash+ (131 – 149 ° F), Auto Program (131 – 149 ° F), Express Dry, China/Crystal (149 ° F), Quick Wash (131°F), Rinse & Hold
- Silent Operation: 45 dBA
- Functions: Half Load, Sanitize, SuperGloss, PowerWash Function with Extra Spray Arm
- Easy Installation
- Concealed Heating Element
- Adjustable Feet and Self-adjustable Hinge
- Capacity: 16 Place Settings
- Stainless Steel Interior
- Upper Rack: 3 Positions, Adjustable When Loaded
- DMFS Overflow Protection
- 5 Level Wash
- Delay Timer from 1/2 – 24 hours
- Active Ventilation Drying System
- Brushless DC™ Motor
- Turbidity Sensor
- All-in-1 Tablet Function
- Interior High Loop with Air Gap
- H 33 7/8 x W 23 9/16 x D 22 7/16

Specifications and features may vary. Please refer to the manufacturer's website for the latest updates.

DISHWASHERS

MODEL

WIDTH

FINISH



TALL TUB, TOP CONTROL DISHWASHER

**DWT81800SS**                      24"                      Fingerprint free stainless steel

**DWT81800FBI**                      24"                      Panel ready

**DWT81800SSWS**  
**(Water Softener)**                      24"                      Fingerprint free stainless steel

FEATURES

- Electronic Direct Access Touch Control
- 8 programs: Pots and Pans+ (167°F), Regular Wash (142°F–145°F), Auto Program (131 – 149 ° F), MixWash+ (131 – 149 ° F), Express Dry, GlassCare, Quick Wash (131°F), Rinse & Hold
- Functions: Half Load, Sanitize, SuperGloss, Rapid Clean, PowerWash Function with Extra Spray Arm
- Silent Operation: 45 dBA
- LED SPOT
- Easy Installation
- Concealed Heating Element
- Adjustable Feet and Self-adjustable Hinge
- Capacity: 16 Place Settings
- Stainless Steel Interior
- Upper Rack: 3 Positions, Adjustable When Loaded
- Full-size 3rd Rack
- DMFS Overflow Protection
- 5 Level Wash
- Delay Timer from 1/2 – 24 hours
- Active Ventilation Drying System
- Brushless DC™ Motor
- Turbidity Sensor
- All-in-1 Tablet Function
- Interior High Loop with Air Gap
- H 33 7/8 x W 23 9/16 x D 22 7/16

Specifications and features may vary. Please refer to the manufacturer's website for the latest updates.

LAUNDRY

MODEL

WIDTH

FINISH



FRONT LOAD WASHER

**WM98400SX2**      24"      White with chrome door rim

FEATURES

- 16 wash cycles\*
- Capacity: 2.5 cu.ft
- New detergent saving system prevents loss of detergent
- Optima™ Inverter motor technology
- Euro wash system with internal water heater
- Digital display with dial knob
- Automatic detergent dispensing system
- Automatic water adjustment system
- Unbalance detection system
- Washing load capacity: 10.1 kg (22.3 lb)
- Variable spin speed: Up to 1400 rpm
- Noise level: 52 dB (washing) / 76 dB (spinning)
- Automatic temperature control: Extra hot, hot, warm, cold, tap cold
- Drum material: Stainless steel
- Time delay (1-24h)
- Remaining time indicator
- Program Follower
- Child lock
- Dispensers: Detergent (liquid/powder), bleach, fabric softener
- Voltage / Frequency: 208-240V / 60Hz (15 amps)
- H 33 1/8 x W 23 5/8 x D 24 5/8

\* WASH CYCLES

Normal / Reg. Cotton	Wool	Jeans	Rinse
Permanent Press	Drain & Spin	Pet Hair Cleansing	Heavy Soil
Hand Wash	Bedding	Tub Sanitize	Soak
Quick Wash 35'	Jogging Wear	Super Quick 20'	Extra Rinse

FRONT LOAD WASHER

**WM72200W**      24"      White

FEATURES

- 15 wash cycles\*
- Capacity: 1.9 cu.ft
- New detergent saving system prevents loss of detergent
- Optima™ Inverter motor technology
- Digital display with dial knob
- Automatic water adjustment system
- Washing load capacity: 8 kg (17.64 lb)
- Variable spin speed: Up to 1200 rpm
- Automatic temperature control
- Drum material: Stainless steel
- Time delay (1-19h)
- Remaining time indicator
- Child lock
- Dispensers: Detergent (liquid/powder)
- Voltage / Frequency: 1200V / 60Hz (10 amps)
- Unit plugs into wall
- H 33 5/64" x W 23 5/8" x D 21 1/4"

\* WASH CYCLES

Normal / Cotton	Allergen	CoolClean	Organic Wash
Permanent Press	Spin + Drain	Delicates / Dark	Quick Wash
Heavy Duty	Hand Wash / Wool	Sportswear	
Mixed Fabric	Down Wear		

Specifications and features may vary. Please refer to the manufacturer's website for the latest updates.

LAUNDRY

MODEL

WIDTH

FINISH



HEAT PUMP VENTLESS DRYER

**DHP24412W**

24"

White with chrome door rim

FEATURES

- 16 dry cycles\*
- Capacity: 4.1 cu.ft
- Ventless heat pump technology
- Digital display with dial knob
- Automatic water drain
- Automatic easy ironing
- Reduce static cling
- Dry load capacity: 8 kg (17.7 lb)
- Noise level: 65 dB
- Drum material: Stainless steel
- Interior drum LED lighting
- Reversible door
- Clean filter indicator
- Time delay (0-24h)
- Program follower
- End of cycle buzzer
- Child lock
- Stacking kit included (2985 400 200)
- Voltage / Frequency: 208-240V / 60Hz (5 amps)
- H 33 5/16 x W 23 3/8 x D 24 1/2

\* DRY CYCLES

Cottons Damp Dry	Dry	Timed Dry	Wool Protect
Cottons Regular Dry	Bedding	Delicates	Express 45'
Cottons Extra Dry	Air fluff	Baby Protect	Sportswear
Permanent Press Damp	Super Quick 30'	Night (Quiet)	Jeans
Permanent Press Regular			



VENTED DRYER

**DV17600W**

24"

White

FEATURES

- Electric Air-vented
- 15 dry cycles\*
- Capacity: 3.7 cu.ft
- Digital display with dial knob
- Dry load capacity: 7 kg (15.4 lb)
- Drum material: Stainless steel
- Clean filter indicator
- End of cycle buzzer
- Time delay (0-24h)
- AntiCrease+
- Child lock
- Stacking kit included (2961460038)
- Voltage / Frequency: 4 pin 208-240V / 60Hz (9.1-10.5 amps)
- H 33 1/4 x W 23 7/16 x D 22 15/16"

\* DRY CYCLES

Cottons / Normal	Time Dry (High Temperature)	Wrinkle Free
Perm Press	Timed Dry (Low Temperature)	Delicates
Heavy Duty	Air Fluff	Sportswear
Mixed Fabric	Wool	Bedding
Sanitize	Towel	Quick Dry

Specifications and features may vary. Please refer to the manufacturer's website for the latest updates.



LAUNDRY

MODEL

WIDTH

FINISH



COMBO WASHER DRYER

**WMD24400W**

24"

White with chrome door rim

FEATURES

- 16 Programs\*
- Functions (Heavy Soil, Soak, Extra Rinse, Drying, Child Lock)
- Capacity 2.5 cu.ft.
- Washing Capacity 17.6 lbs. (8 kg)
- Drying Capacity 11 lbs. (5 kg)
- Variable spin speed: Up to 1,400 rpm
- Electronic Controls
- Automatic temperature control
- Time delay (1-24h)
- Remaining Time Indicator
- Unbalanced Load Control
- Overflow Safety
- Drum material: Stainless steel
- Liquid Detergent Dispensers
- Automatic Water Adjustment System
- Voltage / Frequency: 208-240V / 60Hz (10 amps)
- H 33 5 /64 x W 23 5 /8 x D 23 7 /32 in. (84 x 60 x 59 cm)

PROGRAMS

- |                    |                    |                |                            |
|--------------------|--------------------|----------------|----------------------------|
| • Regular Cotton   | • Heavy Duty       | • Tub Sanitize | • Perm Press Dry           |
| • Perm Press       | • Delicates & Dark | • Jogging Wear | • Baby Sanitize Wash & Dry |
| • Hand Wash / Wool | • Rinse            | • Down Wear    | • Wash & Dry               |
| • Quick Wash 25    | • Spin & Drain     | • Cotton Dry   | • Wash & Wear              |

Specifications and features may vary. Please refer to the manufacturer's website for the latest updates.

## WARRANTY

### GENERAL WARRANTY FOR ALL APPLIANCES

- 1 year > Full warranty from date of first installation (parts and labor)
- 2 years > Limited warranty from date of first installation (parts only)

### EXCEPTIONS

- 5 years > Limited warranty from date of first installation (parts only)
  - Refrigerators only (sealed system)
- Lifetime > Limited warranty from date of first installation
  - Washers and dryers only: drum if rust occurs
  - Dishwashers only: tub if rust occurs

### SEE BLOMBERG WARRANTY STATEMENT DETAILS AT

[www.blombergappliances.us/warranty-information](http://www.blombergappliances.us/warranty-information)

- Warranty is void if the product is used commercially.
- Service must be performed by an authorized Blomberg service agency.







# PRODUCT GUIDE

# 2021

T 800 361 0799 F 450 682 7943

[www.distinctive-online.com](http://www.distinctive-online.com) [info@distinctive-online.com](mailto:info@distinctive-online.com)

#### HEAD OFFICE & WAREHOUSE

2025 Cunard Street  
Laval, QC H7S 2N1

#### PARTS & SERVICE

[service@distinctive-online.com](mailto:service@distinctive-online.com)

#### ORDER DESK

[orderdesk@distinctive-online.com](mailto:orderdesk@distinctive-online.com)