

**BEAUTIFUL  
INNOVATIONS FOR  
YOUR KITCHEN**

Catalogue 2017

**falmec**

**BEAUTIFUL  
INNOVATIONS FOR  
YOUR KITCHEN**

**Catalogue 2017/18**

**falmec**



## ALPHABETIC INDEX

### A

- 65 Afrodite
- 64 Artemide

### D / E

- 70 Danilo
- 50 Down Draft
- 71 Eros

### F / G

- 40 Flipper
- 21 Gr. Incasso NRS®

### L

- 16 Line Pro NRS®
- 42 Lumen
- 44 Lumen Isola 175
- 18 Lumina NRS®
- 54 Lux

### M

- 69 Mara
- 26 Massimo Pro
- 17 Massimo Pro NRS®
- 62 Mercurio
- 57 Mira Top
- 46 Move

### N / O

- 36 Nube
- 35 Nuvola 140
- 34 Nuvola 90

### P

- 20 Plane NRS®
- 56 Plane Top
- 32 Polar
- 33 Prestige
- 30 Prisma
- 25 Pyramid Pro
- 15 Pyramid Pro NRS®

### Q / R

- 38 Quasar
- 58 Rialto Top

### S

- 66 Sabina
- 68 Built-in Mercurio
- 37 Stella

### V

- 67 Valentina
- 48 Virgola
- 63 Vulcano

### Z

- 2421 Zeus Pro
- Zeus Pro NRS®

## INSTALLATION INDEX

### WALL

- 65 Afrodite
- 64 Artemide
- 40 Flipper
- 16 Line Pro NRS®
- 42 Lumen
- 18 Lumina NRS®
- 54 Lux
- 62 Mercurio
- 57 Mira Top
- 20 Plane NRS®
- 56 Plane Top
- 32 Polar
- 33 Prestige
- 30 Prisma
- 25 Pyramid Pro
- 15 Pyramid Pro NRS®
- 38 Quasar
- 58 Rialto Top
- 63 Vulcano
- 24 Zeus Pro
- 14 Zeus Pro NRS®

### ISLAND

- 42 Lumen
- 44 Lumen Island 175
- 18 Lumina NRS®
- 54 Lux
- 62 Mercurio
- 57 Mira Top
- 20 Plane NRS®
- 56 Plane Top
- 32 Polar
- 33 Prestige
- 25 Pyramid Pro

### BUILT-IN

- 70 Danilo
- 71 Eros
- 21 Gr. Incasso NRS®
- 69 Mara
- 26 Massimo Pro
- 17 Massimo Pro NRS®
- 46 Move
- 66 Sabina
- 68 Built-in Mercurio
- 67 Valentina
- 48 Virgola

### CEILING

- 36 Nube
- 35 Nuvola 140
- 34 Nuvola 90
- 37 Stella

**SILENCE - NRS®**



21 Gr. Incasso NRS®



16 Line Pro NRS®



18 Lumina NRS®



17 Massimo Pro NRS®



20 Plane NRS®



15 Pyramid Pro NRS®



14 Zeus Pro NRS®

**PROFESSIONAL**



26 Massimo Pro



25 Pyramid Pro



24 Zeus Pro

**DESIGN**



50 Down Draft



40 Flipper



42 Lumen



44 Lumen Isola 175



46 Move



36 Nube



34/35 Nuvola



32 Polar



33 Prestige



30 Prisma



38 Quasar



37 Stella



48 Virgola

**FASTEEL**



54 Lux



57 Mira Top



56 Plane Top



58 Rialto Top

**POTENZA**



65 Afrodite



64 Artemide



70 Danilo



71 Eros



69 Mara



62 Mercurio



66 Sabina



68 Built-in Mercurio



67 Valentina



63 Vulcano

**The company.**


Founded in 1981, Falmecc has evolved from a small manufacturing company to a leading force both in the national and international market, gaining extensive experience in the design and production of ventilation hoods. Cutting-edge research, flexibility in production, development of new technologies and original creativity endow the Falmecc collections with strong added value in terms of innovation, and a totally unique blend of design and cutting edge technology, reaching the highest levels of Italian excellence in the world.

**Made in Italy.**

From initial design to finished product, all of Falmecc's creations are achieved through a multi-step process that is run entirely onsite at the company headquarters, located near Venice. Our products offer an absolute guarantee of quality in design, materials and construction, staying true to the best in Italian manufacturing tradition.

**Quality.**

Each Falmecc product is the result of careful research, meticulous testing and extreme precision in their construction. Falmecc's facilities rely on state of the art technology and are equipped with numerous robotic lines that enable us to meet top quality standards. From steel laser cutting to automated contouring, from welding to coating, to the final assembly of the motors and electronics, each operating phase is carried out with the utmost attention. All in keeping with the requirements set by the strictest international quality standards.







Beautiful innovations for your kitchen





**Technology and Design.**

**Innovation. Performance. Energy efficiency. Ease of installation. Design.** These are the key concepts of all Falmecc projects. They are the outcome of ongoing research that considers aesthetic, material and technology as a single set in order to achieve the perfect synergy. Falmecc's products satisfy every sense: smell, for the effectiveness of air movement; sight and touch, thanks to refined design and quality of material; sound, for extremely silent performance.

**Select steel.**

Falmecc selects and uses AISI 304 stainless steel, with an alloy containing 18% chromium and 8% nickel. Hygienic, easy to clean, highly resistant to corrosion. AISI 304 is by far the best material for the production of cooker hoods superior in both domestic and professional kitchens.







SILENCE NRS®

Finally a hood that is extremely quiet.

With our innovative NRS® technology, Falmec has created a product that combines superior performance and super quiet operation. Significant effort has gone in to making this product one of the quietest hoods in the market.



**The difference is not felt, but experienced.**

A system developed by Falmec in collaboration with laboratories specialised in the study of fluid dynamics, NRS® (Noise Reduction System) has enabled us to create a collection of incredibly quiet ventilation hoods that effectively enhance the quality of life in the kitchen. NRS® technology allows you to cook, work, talk and listen to music without hearing the noise typical of ventilation hoods, while benefiting from the best air suction performance.

**Up to -86% less noise.**

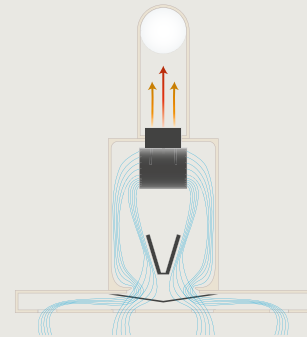
Thanks to the study of air flow and to the materials used, NRS® ventilation hoods reduce noise to a whisper-like quiet level. The NRS® system guarantees extraction of cooking fumes, and NRS® hoods also provide superior sound performance when using a recirculation filter, or our long lasting regenerating carbon filter.

*Compared to today's standard hoods, the noise level has been reduced dramatically. The benefit in the kitchen is extraordinary. The 'perception' of noise follows a logarithmic scale: each decrease of 1dB corresponds to a reduction in the perceived noise level of about 20%. In other words, for every decrease of 3db perceived noise is halved.*



**Better quality of life, without noise disturbance**

The dynamics of the airflow being drawn through the hood was studied using innovative computer software; this allowed Falmec to develop the products so that airflow is optimised, eliminating any resistance, the principal cause of noise in extraction. Falmec invested time and resources in the development of new materials that would be best suited to this particular application because of their sound absorbing qualities. These materials have been designed to contain any noise produced by the movement of air, further increasing the reductions in noise already achieved by the optimisation of airflow.



*Schematics of a NRS Hood airflow. The soundproofing of the motor chamber and the optimization of the airflow path reduce operating noise to a minimum.*

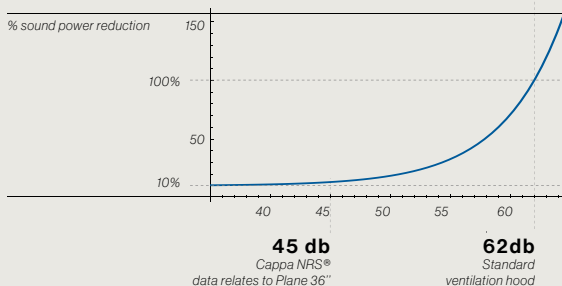
**Tangential motor 500 CFM**

*Data relates to Plane NRS® 36"*

Motor speed	1	2	3	4
Noise I.E.C.60704-2-13 dB (A) re 1pW	37	41	45	53
Capacity CFM - I.E.C.615991 normalized piping	160	225	290	420
Pressure (Pa)	390	440	490	510
Motor Power (W)	130	150	178	224
Air outlet (ø inches)	6"	6"	6"	6"

**Speed**

*Noise level perception on a standard ventilation hood*



**NRS®**

*Speed*

	1	2	3	4
NRS® VENTILATION HOOD	37	41	45	53
STANDARD VENTILATION HOOD	49	56	62	68

Speed	NRS® (dB)	Standard Ventilation Hood (dB)
1	37	49
2	41	56
3	45	62
4	53	68



**ZEUS PRO NRS®**

- ›Scotch brite stainless steel ›NRS® technology for a quieter kitchen ›Touch control + 24h function
- ›Led lighting ›Baffle filters
- ›Optional charcoal filter.

**Wall**  
**30" (76 cm)**  
**36" (90 cm)**

**Motor and Control**  
 600 CFM  
 4 speed touch control

**Filters**  
 Charcoal: optional

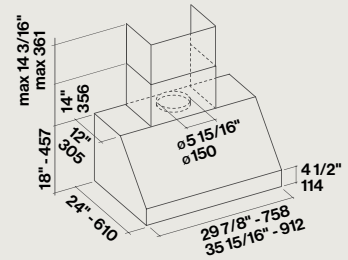
**Lighting**  
 Led  
 2x1,2 W (3200 K)

**Minimum distance from cook top surface**  
 24 13/16" (63 cm)

**FNZEU30W6SS**  
**Wall 30" - (76 cm)**  
 600 CFM

**FNZEU36W6SS**  
**36" - (90 cm)**  
 600 CFM

**Noise level 3<sup>rd</sup> speed:**  
**45 dB(A)re1pW**



If your ceiling height is 8' or less, a low profile elbow (KACL.605) **must** be installed.  
 See page 78.





**PYRAMID PRO NRS®**

- ›Scotch brite stainless steel ›NRS® technology for a quieter kitchen
- ›Touch control + 24h function ›Led lighting
- ›Baffle or labyrinth filters
- ›Optional charcoal filter.

**Wall**  
**30" (76 cm)**  
**36" (90 cm)**

**Motor and Control**  
 600 CFM  
 4 speed touch control

**Filters**  
 Charcoal: optional

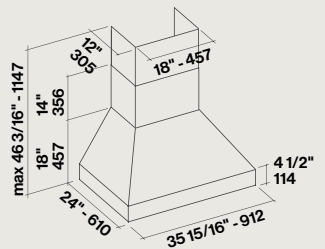
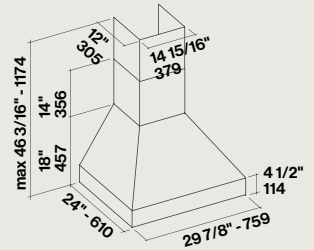
**Lighting**  
 Led  
 30" (76 cm)  
 2x1,2 W (3200 K)  
 36" (90 cm) / 48" (120 cm)  
 3x1,2 W (3200 K)

**Minimum distance from cook top surface**  
 24 13/16" (63 cm)

**FNPYR30W6SS**  
**Wall - 30" (76 cm)**  
 600 CFM

**FNPYR36W6SS**  
**Wall - 36" (90 cm)**  
 600 CFM

**Noise level 3<sup>rd</sup> speed:**  
**45 dB(A)re1pW**



*If your ceiling height is 8' or less, a low profile elbow (KACL.605) must be installed. See page 78.*



**LINE PRO NRS®**

›Scotch brite stainless steel (AISI 304) ›NRS® technology for a quieter kitchen ›Touch control + 24h function ›Led lighting ›Baffle filter ›Optional charcoal filter.

Noise level 3<sup>rd</sup> speed:  
45 dB(A)re1pW

**Wall**  
30" (76 cm)  
36" (90 cm)

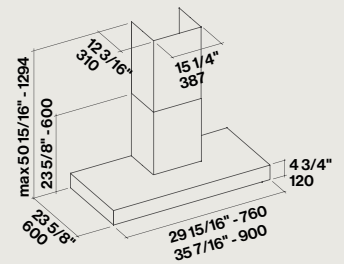
**Motor and Control**  
600 CFM  
4 speed touch control  
**Filters**  
High Performance Filter

**Lighting**  
Led 3x1,2 W (3200 K)

**Minimum distance from cook top surface**  
24 13/16" (63 cm)

**FNLIN30W6SS**  
Wall - 30" (76 cm)  
600 CFM

**FNLIN36W6SS**  
Wall - 36" (90 cm)  
600 CFM



If your ceiling height is 8' or less, a low profile elbow (KACL.605) **must** be installed. See page 78.



**MASSIMO PRO NRS®**

›Scotch brite stainless steel (AISI 304) ›NRS® technology for a quieter kitchen ›Touch control + 24h function ›LED lighting ›Baffle filters ›Optional charcoal filter ›Optional remote control.

**105080053**

Optional remote control



**Built-in**  
30" (76 cm)  
36" (90 cm)

**Motor and Control**  
600 CFM  
4 speed touch control

**Filters**  
High performance filter

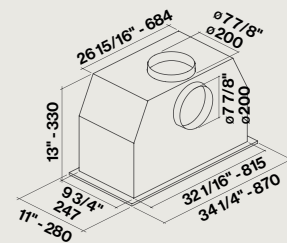
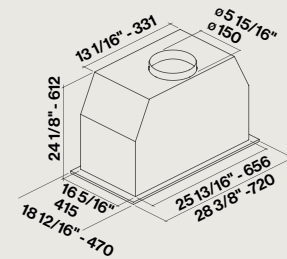
**Lighting**  
22 1/16" (60 cm)  
Led 2x1,2W (3200 K)  
36" (90 cm)  
LED 4x1.2 W (3200 K)

**Minimum distance from cook top surface**  
22 7/16" (57 cm)

**FNMAS30W6SS**  
**Built-in – 30" (76 cm)**  
600 CFM

**FNMAS36W6SS**  
**Built-in – 36" (90 cm)**  
600 CFM

Noise level 3<sup>rd</sup> speed:  
45 dB(A)re1pW



**Cut-out size**  
30" (76 cm)  
20 3/16" (512) x 9 13/16" (250)  
36" (90 cm)  
32 3/8" (822) x 9 13/16" (250)



**LUMINA NRS®**

›Scotch brite stainless steel (AISI 304) ›Tempered glass with steel finishing ›NRS® technology for a quieter kitchen ›Touch control + 24h function ›White neon ambient light ›Metallic grease filter, removable and washable ›Optional charcoal filter.

Noise level 3<sup>rd</sup> speed:  
45 dB(A)re1pW

**Wall**  
36" (90 cm)

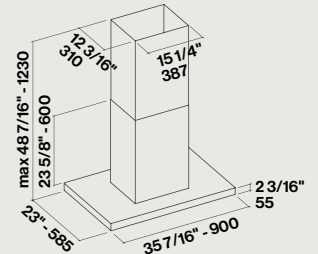
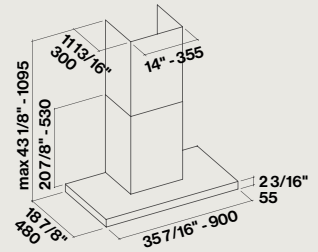
**Motor and Control**  
500 CFM  
4 speed touch control  
**Filters**  
High Performance Filter  
**Lighting**  
Neon 1x21 W  
**Minimum distance from cook top surface**  
25 9/16" (65 cm)

**FNLUM36W5SS**  
Wall – 36" (90 cm)  
Steel – 500 CFM

**Island**  
36" (90 cm)

**Motor and Control**  
500 CFM  
4 speed touch control  
**Filters**  
High Performance Filter  
**Lighting**  
Neon 2x21 W  
**Minimum distance from cook top surface**  
25 9/16" (65 cm)

**FNLUM36I5SS**  
Island – 36" (90 cm)  
Steel – 500 CFM



If your ceiling height is 8' or less, a low profile elbow (KACL605) **must** be installed. See page 78.



Beautiful innovations for your kitchen

19 — Silence NRS® — Lumina NRS®



## PLANE NRS®

›Scotch brite stainless steel (AISI 304) ›NRS® technology for a quieter kitchen  
›Electronic control ›Led lighting ›Air Falmecc filter for balanced suction ›Optional charcoal filter.

*Available optional accessories:  
Wall/island chimney extension - Silent/  
conveyor NRS®.*

**Noise level 3<sup>rd</sup> speed:  
45 dB(A)re1pW**

**Wall**  
30" (76 cm)  
36" (90 cm)

**Motor and Control**  
500 CFM  
4 speed electronic control

**Filters**  
High Performance Filter

**Lighting**  
Led  
90 cm: 2x1,2 W (3200 K)  
120 cm: 3x1,2 W (3200 K)

**Minimum distance  
from cook top surface**  
24 13/16" (63 cm)

**FNPLS30W5SS**  
Wall - 30" (76 cm)  
500 CFM

**FNPLS36W5SS**  
Wall - 36" (90 cm)  
500 CFM

**Island**  
36" (90 cm)

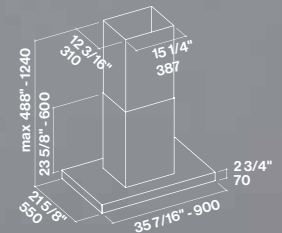
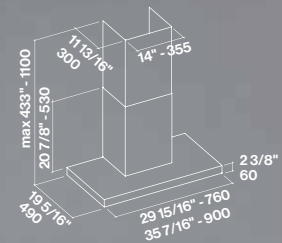
**Motor and Control**  
500 CFM  
4 speed electronic control

**Filters**  
High Performance Filter

**Lighting**  
Led 4x1,2 W (3200 K)

**Minimum distance  
from cook top surface**  
63 cm

**FNPLS36I5SS**  
Island - 36" (90 cm)  
500 CFM



*If your ceiling height is 8' or less,  
a low profile elbow (KACL.605)  
**must** be installed.  
See page 78.*



**GRUPPO INCASSO NRS®**

- ›Scotch brite stainless steel (AISI 304) ›NRS® technology for a quieter kitchen ›Electronic control
- ›Led lighting ›Top filter removable and washable
- ›Optional charcoal filter
- ›Remote control included.

Remote control included



**Built-in**  
**20" (50 cm)**  
**28" (70 cm)**

**Motor and Control**  
 500 CFM  
 4 speed electronic control

**Filters**  
 High performance filter

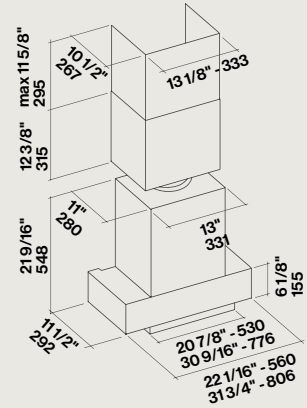
**Lighting**  
 Led 2x1,2W (3200 K)

**Minimum distance from cook top surface**  
 22 7/16" (57 cm)

**FNINS20B5SS**  
**Built-in - 20" (50 cm)**  
 500 CFM

**FNINS28B5SS**  
**Built-in - 28" (70 cm)**  
 500 CFM

**Noise level 3<sup>rd</sup> speed:**  
**45 dB(A)re1pW**



**Cut-out size**  
**20" (50 cm)**  
**19 15/16" (506) x 10 5/16" (262)**  
**28" (70 cm)**  
**29 9/16" (751) x 10 5/16" (262)**









## PROFESSIONAL

### The hood for haute cuisine.

Our Professional hoods create an atmosphere of professionalism in the kitchen. More powerful motors, high-performance special filters, and unique filters designed to collect grease and oils. A blend of features that is typical of ventilation hoods found in the best restaurants but made especially for you and your home environment.



**ZEUS PRO**

- ›Scotch brite stainless steel
- ›Slider control ›Led lighting
- ›Baffle filters ›Optional charcoal filter.

**Wall**  
**30" (76 cm) 600 CFM**  
**36" (90 cm) 600 CFM**

**Motor and Control**  
 600 CFM

**Filters**  
 Charcoal: optional

**Lighting**  
 Led

**Minimum distance from cook top surface**  
 24 13/16" (63 cm)

**FP18P30W6SS**  
**Professional 18**  
**30" (76 cm)**  
 600 CFM

**FP18P36W6SS**  
**Professional 18**  
**36" (90 cm)**  
 600 CFM

**Wall**  
**36" (90 cm) 2x500 CFM**  
**48" (120 cm) 2x500 CFM**

**Motor and Control**  
 2x500 CFM  
 3+3 speed Slider

**Filters**  
 Charcoal: optional

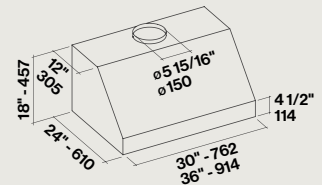
**Lighting**  
 Led

**Minimum distance from cook top surface**  
 24 13/16" (63 cm)

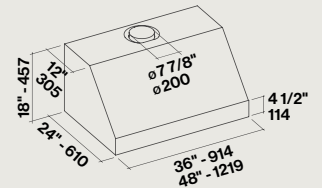
**FP18P36W9SS**  
**Professional 18**  
**36" (90 cm)**  
 2x500 CFM

**FP18P48W9SS**  
**Professional 18**  
**48" (120 cm)**  
 2x500 CFM

30" (76 cm) 600 CFM  
 36" (90 cm) 600 CFM



36" (90 cm) 2x500 CFM  
 48" (120 cm) 2x500 CFM





**PYRAMID PRO**

- ›Scotch brite stainless steel
- ›Slider control ›Led lighting
- ›Baffle or labyrinth filters
- ›Optional charcoal filter.

**Wall**  
**30" (76 cm)**  
**36" (90 cm)**  
**48" (120 cm)**

**Motor and Control**  
**30" (76 cm)**  
 600 CFM - 3 speed Slider  
**36" (90 cm) / 48" (120 cm)**  
 2x500 CFM - 3+3 speed Slider

**Filters**  
 Charcoal: optional  
**Lighting**  
 Led

**30" (76 cm)**  
 2x1,2 W (3200 K)  
**36" (90 cm) / 48" (120 cm)**  
 3x1,2 W (3200 K)

**Minimum distance**  
**from cook top surface**  
 24 13/16" (63 cm)

**FPDPR30W6SS**  
**Wall - 30" (76 cm)**  
 600 cfm

**FPDPR36W9SS**  
**Wall - 36" (90 cm)**  
 2x500 CFM

**FPDPR48W9SS**  
**Wall - 48" (120 cm)**  
 2x500 CFM

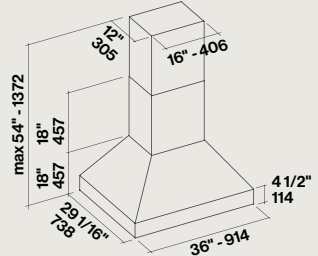
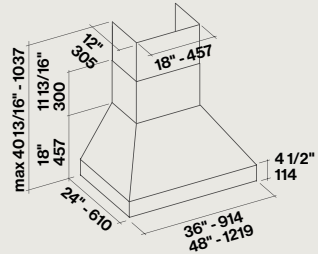
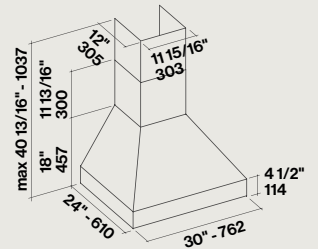
**Island**  
**36" (90 cm)**

**Motor and Control**  
 2x500 CFM  
 3+3 speed Slider

**Filters**  
 Charcoal: optional  
**Lighting**  
 4x1,2 W (3200 K)

**Minimum distance**  
**from cook top surface**  
 24 13/16" (63 cm)

**FPDPR36I9SS**  
**Island - 36" (90 cm)**  
 2x500 CFM





**MASSIMO PRO**

- ›Scotch brite stainless steel
- ›Slider control ›Led lighting
- ›Baffle filters ›Optional charcoal filter.

**Built-in**  
**34" (87 cm)**  
**34 22" dept (87 cm – 22"dept)**

**Motor and Control**  
 600 CFM  
 3 speed Slider control

**Filters**  
 Charcoal: optional

**Lighting**  
 Led 2x1,2 W (3200 K)

**Minimum distance from cook top surface**  
 60 cm

**FIMAS34B6SS-1**

**Built-in**  
**34" (87 cm)**  
 600 CFM

**FIMAX34B9SS-1**

**Built-in**  
**34" 22" dept (87 cm – 22"dept)**  
 2x500 CFM

**Built-in**  
**34" (87 cm)**  
**34" 22" dept (87 cm – 22"dept)**  
**46" (116 cm)**  
**46" 22" dept (116 cm – 22"dept)**

**Motor and Control**  
 2x500 CFM  
 3+3 speed Slider control

**Filters**  
 Charcoal: optional

**Lighting**  
 Led 4x1,2 W (3200 K)

**Minimum distance from cook top surface**  
 60 cm

**FIMAS34B9SS-2**

**Built-in**  
**34" (87 cm)**  
 2x500 CFM

**FIMAX34B9SS-1**

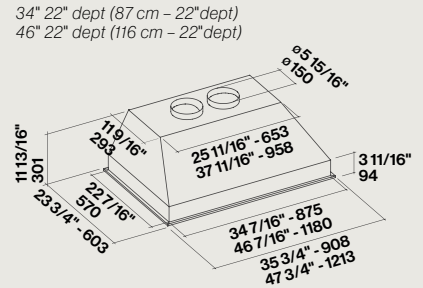
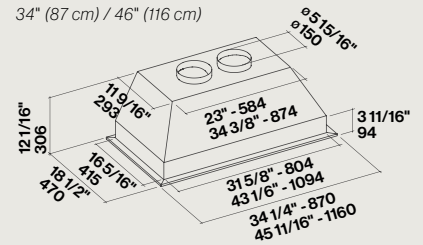
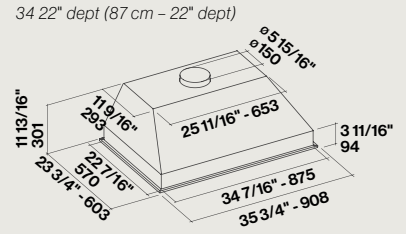
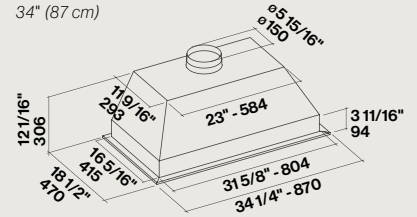
**Built-in**  
**34" 22" dept (87 cm – 22" dept)**  
 2x500 CFM

**FIMAS46B9SS-2**

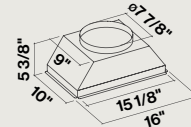
**Built-in**  
**46" (116 cm)**  
 2x500 CFM

**FIMAX46B9SS-1**

**Built-in**  
**46" 22" dept (116 cm – 22" dept)**  
 2x500 CFM



Transition required to go from 2x6" round duct to 1x8" round duct is included with all dual motor units in this series



Beautiful innovations for your kitchen





In search of the perfect ventilation hood.

A special collection of select models characterized by unique design and functional solutions. Design+ is Falmec's exclusive collection created in partnership with both established and emerging designers. An ongoing, shared "work in progress" that has allowed us to create a range that aims for absolute perfection: in design, materials and technological solutions.



**PRISMA**

- ›Tempered white or black glass ›Frontal frame in scotch brite stainless steel (AISI 304) ›Touch control
- ›Led lighting ›Led ambient light ›Top filters removable and washable ›Optional charcoal filter ›Possible to duct wall mounted from rear
- ›Optional wall chimney.

**Wall**  
34" (85 cm)

**Motor and Control**  
500 CFM  
4 speed touch control

**Filters**  
Charcoal: 6

**Lighting**  
Led 2x1,2 W (3200 K)  
Ambient led  
2x1,2 W (3200 K)

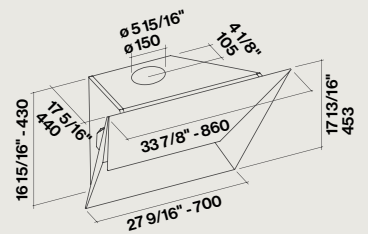
**Minimum distance from cook top surface**  
20 7/8" (53 cm)

**FDPRI36W5SW**  
Wall - 34" (85 cm)  
White - 500 CFM

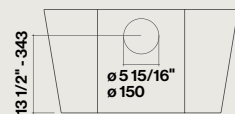
**FDPRI36W5SB**  
Wall - 34" (85 cm)  
Black - 500 CFM

**KCQAN.00#I**  
Optional chimney  
(Stainless steel)

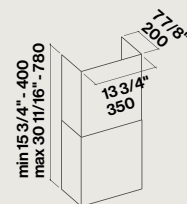
Designed by Saggia-Sommella



Rear view



Optional chimney





Beautiful innovations for your kitchen

31 — Design — Prisma



**POLAR**

›Scotch brite stainless steel (AISI 304) ›Electronic control ›Led lighting  
›Top filter removable and washable ›Optional charcoal filter.

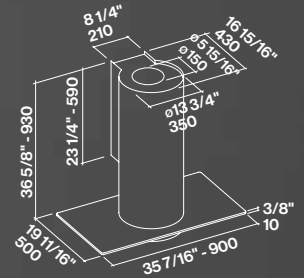
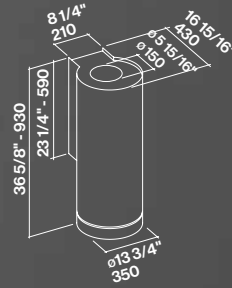
**Wall - 15" (35 cm)**  
**Island - 15" (35 cm)**

**Motor and Control**  
500 CFM  
4 speed electronic control

**Filters**  
Charcoal: 6

**Lighting**  
Led 3x1,2 W (3200 K)

**Minimum distance from cook top surface**  
23 5/8" (60 cm)

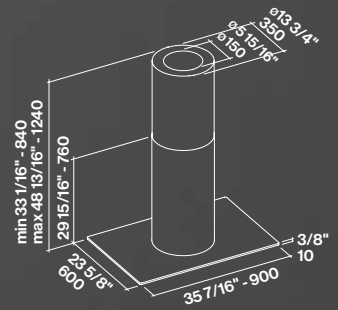
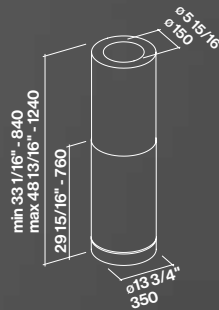


**FDPLR15W5SS**  
**Wall - 15" (35 cm)**  
500 CFM

**FDPGL36W0TG**  
Optional glass wall

**FDPLR15I5SS**  
**Island - 15" (35 cm)**  
500 CFM

**FDPGL36I0TG**  
Optional glass island





**PRESTIGE**

- ›Scotch brite stainless steel (AISI 304)
- ›Curved tempered glass, black or white version
- ›Electronic control
- ›Led lighting
- ›Led ambient light
- ›Top filter removable and washable
- ›Optional charcoal filter
- ›Possible to duct wall mounted from rear.

ISLAND. Without extension: chimney H 786 mm / with extension: chimney H min. 1100 mm - max 1360 mm.

**Wall – 26" (65 cm)**

**Motor and Control**  
500 CFM  
4 speed electronic control

**Filters**  
Charcoal: 6

**Lighting**  
Led 4x1,2 W (4200 K)  
Led stripe 7 W (4200 K)

**Minimum distance from cook top surface**  
23 5/8" (60 cm)

**FDPST26W5SGW**  
**Wall – 26" (65 cm)**  
White – 500 CFM

**FDPST26W5SG**  
**Wall – 26" (65 cm)**  
Black – 500 CFM

**Island – 30" (75 cm)**

**Motor and Control**  
500 CFM  
4 speed electronic control

**Filters**  
Charcoal: 6

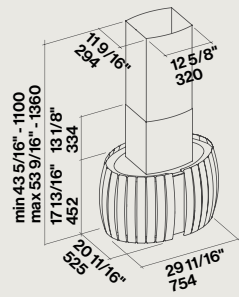
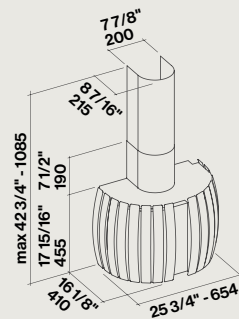
**Lighting**  
Led 4x1,2 W (4200 K)  
Led stripe 13 W (4200 K)

**Minimum distance from cook top surface**  
23 5/8" (60 cm)

**FDPST30I5SGW**  
**Island – 30" (75 cm)**  
White – 500 CFM

**FDPST30I5SG**  
**Island – 30" (75 cm)**  
Black – 500 CFM

**Emo Design**



reddot design award  
winner 2010



**NUVOLA 90**

›Scotch brite stainless steel (AISI 304) ›Tempered extra light painted glass ›Perimeter suction ›Electronic control ›Neon lighting ›Metallic grease filter, removable and washable ›Remote control included.

**Ceiling – 36" (90 cm)**

**Motor and Control**

600 CFM  
4 speed electronic control

**Lighting**

Neon 2x39 W

**Maximum distance from cook top surface**

59 1/16" (150 cm)

Remote control included



Motor sold separately

**FDNUV36C6SS**

Ceiling – Steel  
36" (90 cm)

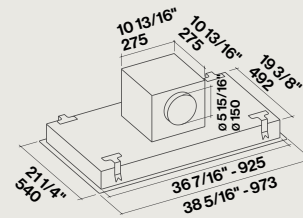
**KACL.798#41F**

Motor 600 CFM

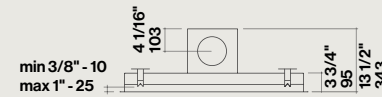
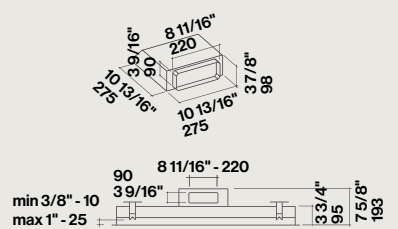
**KACL.789**

Junction

View with under-roof/remote motor mounted



Side view with junction motor mounted



**Cut-out size**  
19 7/8" (505) x 37" (940)



**NUVOLA 140**

- ›Scotch brite stainless steel (AISI 304) ›Tempered extra light painted glass
- ›Perimeter suction
- ›Electronic control ›Neon lighting ›Metallic grease filter, removable and washable ›Remote control included.

Remote control included



Motor sold separately

**Ceiling - 54" (140 cm)**

**Motor and Control**

600 CFM  
4 speed electronic control

**Lighting**

Neon 2x58 W

**Maximum distance from cook top surface**

59 1/16" (150 cm)

**FDNUV54C6SS**

Ceiling - Steel  
54" (140 cm)

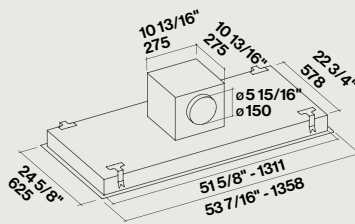
**KACL.798#41F**

Motor 600 CFM

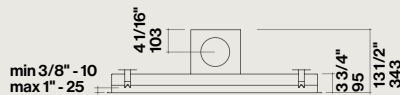
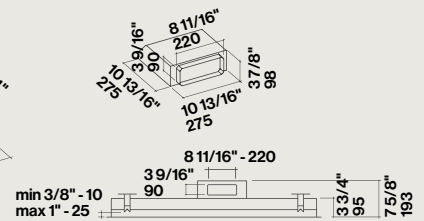
**KACL.789**

Junction

View with under-roof/remote motor mounted



Side view with junction



**Cut-out size**

23 1/4" (590) x 52 3/16" (1325)

Beautiful innovations for your kitchen





**NUBE**

- ›Scotch brite stainless steel (AISI 304)
- ›Perimeter suction
- ›Electronic control
- ›Metallic grease filter, removable and washable
- ›Remote control included.

Remote control included



Motor sold separately

**Ceiling - 36" (90 cm)**

**Motor and Control**

600 CFM  
4 speed electronic control

**Maximum distance from cook top surface**

59 1/16" (150 cm)

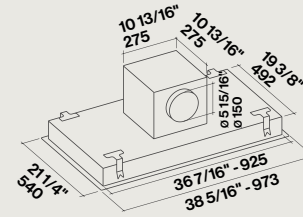
**FDNUB36C6SS**  
Ceiling 36" (90 cm)

Steel - 600 CFM

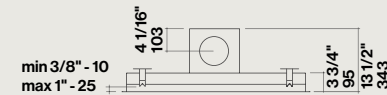
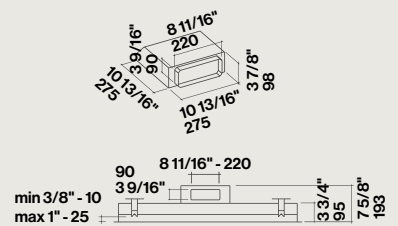
**KACL.798#41F**  
Motor 600 CFM

**KACL.789**  
Junction

View with under-roof/remote motor mounted



Side view with junction motor mounted



**Cut-out size**  
19 7/8" (505) x 37" (940)



**STELLA**

- ›Scotch brite stainless steel (AISI 304 ›Perimeter suction ›Electronic control
- ›Dimmable led lighting
- ›Metallic grease filter, removable and washable
- ›Remote control included.

Remote control included



Motor sold separately

**Ceiling**  
**36" (90 cm)**  
**48" (120 cm)**

**Motor and Control**  
 600 CFM  
 4 speed electronic control

**Lighting**  
 Led 4x3,6 W (4000 K)

**Maximum distance from cook top surface**  
 59 1/16" (150 cm)

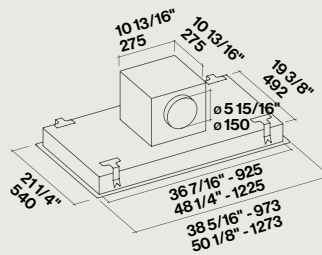
**FDSTE36C6SS**  
**Ceiling 36" (90 cm)**  
 Steel - 600 CFM

**FDSTE48C6SS**  
**Ceiling 48" (120 cm)**  
 Steel - 600 CFM

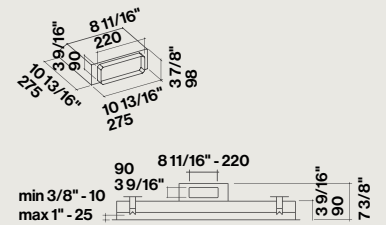
**KACL.798#41F**  
 Motor 600 CFM

**KACL.789**  
 Junction

View with under-roof/remote motor mounted



Side view with junction



**Cut-out size**  
**36" (90 cm)**  
**19 7/8" (505) x 37" (940)120**  
**48" (120 cm)**  
**19 7/8" (505) x 48 13/16" (1240)**



**QUASAR**

- ›Scotch brite stainless steel
- ›Finishing tempered glass: white or black
- ›Perimeter suction
- ›Touch control + 24h function
- ›Led lighting
- ›Metallic grease filter, removable and washable
- ›Optional charcoal filter
- ›Possible to duct wall mounted from rear
- ›Optional wall chimney.

**Wall**  
36" (90 cm)

**Motor and Control**  
500 CFM  
4 speed touch control

**Filters**  
Charcoal: 6

**Lighting**  
Led  
3x1,2 W (3200 K)

**Minimum distance from cook top surface**  
20 1/2" (52 cm)

**RAL 9016**  
White

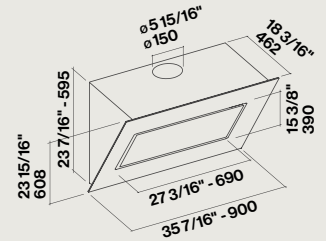
**RAL 9005**  
Black

The RAL codes have to be considered indicative since production process and materials may alter the colors.

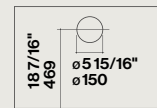
**FDQWH36W5SG**  
**Wall - 36" (90 cm)**  
White - 500 CFM

**FDQBK36W5SG**  
**Wall - 36" (90 cm)**  
Black - 500 CFM

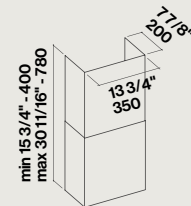
**KCQAN.00#1**  
Optional chimney  
(Stainless steel)



**Rear view**



**Optional chimney**






**FLIPPER**

- ›Glass versions with Fasteel central band
- ›Electronic control
- ›Led lighting
- ›Metallic grease filter, removable and washable
- ›Optional charcoal filter
- ›Optional wall chimney.

 **RAL 9016**  
Satin white

 **RAL 9005**  
Satin black

The RAL codes have to be considered indicative since production process and materials may alter the colors.

**Wall – 34" (85 cm)**

**Motor and Control**

500 CFM  
4 speed electronic control

**Filters**

Charcoal: 6

**Lighting**

Led 2x1,2 W (3200 K)

**Minimum distance from cook top surface**

20 1/2" (52 cm)

**FDFLI36W5SW**

**Wall – 34" (85 cm)**

Satin white – 500 CFM

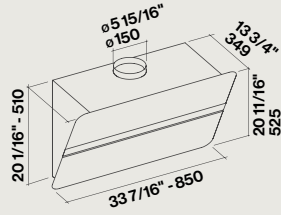
**FDFLI36W5SB**

**Wall – 34" (85 cm)**

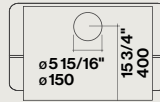
Satin black – 500 CFM

**KCQAN.00#1**

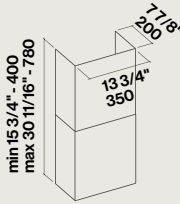
Optional chimney  
(Stainless steel)



**Rear view**



**Optional chimney**









**LUMEN**

›Scotch brite stainless steel (AISI 304) ›Electronic control ›Neon lighting ›Neon ambient light ›Air Falmecc filter for balanced suction ›Optional charcoal filter.

**FDLUM24W3SS**  
**Wall – 24" (60 cm)**  
 280 CFM

**FDLUM36W5SS**  
**Wall – 36" (90 cm)**  
 500 CFM

**Wall**  
**24" (60 cm)**  
**36" (90 cm)**

**FDLUM36I5SS**  
**Island – 36" (90 cm)**  
 500 CFM

**Motor and Control**

280 CFM  
 3 speed electronic control  
 500 CFM  
 4 speed electronic control

**Filters**  
 Charcoal: 3

**Lighting**  
 24" (60 cm)  
 Neon 1x13 W  
 36" (90 cm)  
 Neon 1x21 W

**Minimum distance from cook top surface**  
 24 13/16" (63 cm)

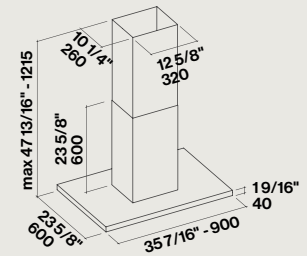
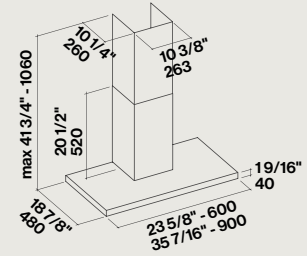
**Island**  
**36" (90 cm)**

**Motor and Control**  
 500 CFM  
 4 speed electronic control

**Filters**  
 Charcoal: 3

**Lighting**  
 Neon 2x21 W

**Minimum distance from cook top surface**  
 24 13/16" (63 cm)





## LUMEN ISOLA 175

›Scotch brite stainless steel (AISI 304) ›Perimeter suction ›Double electronic control on both sides ›Neon ambient light on both sides ›Metallic grease filter, removable and washable ›Optional charcoal filter.

### Island – 70" (175 cm)

#### Motor and Control

500 CFM  
4 speed electronic control

#### Filters

Charcoal: 3

#### Lighting

Led 12x1,2 W (3200 K)

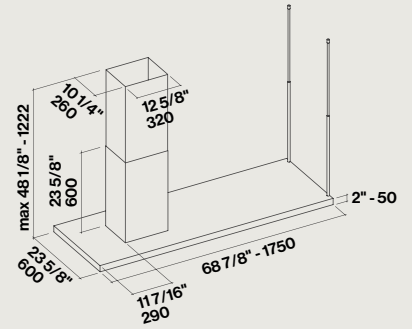
#### Minimum distance

from cook top surface  
24 13/16" (63 cm)

### FDLUM70I5SS-1

### Island – 70" (175 cm)

500 CFM







**MOVE**

›Scotch brite stainless steel (AISI 304) ›Black or white tempered glass ›Sliding door ›Electronic control ›Led lighting ›Metallic grease filter, removable and washable ›Optional combined regeneratable Carbon.Zeo filter ›Optional chimney ›Optional glass shelf ›Possible to duct wall mounted from rear.

**Built-in**  
**24" (60 cm)**  
**36" (90 cm)**

**Motor and Control**  
 500 CFM  
 4 speed electronic control

**Filters**  
 Charcoal.Zeolite optional  
**Lighting**  
 Led  
 24" (60 cm)  
 2x1,2 W (3200 K)  
 36" (90 cm)  
 3x1,2 W (3200 K)

**Minimum distance from cook top surface**  
 20 1/2" (52 cm)

**FDMOV24W5SW**  
**Built-in - 24" (60 cm)**  
 White - 500 CFM

**FDMOV24W5SB**  
**Built-in - 24" (60 cm)**  
 Black - 500 CFM

**FDMOV36W5SW**  
**Built-in - 36" (90 cm)**  
 White - 500 CFM

**FDMOV36W5SB**  
**Built-in - 36" (90 cm)**  
 Black - 500 CFM

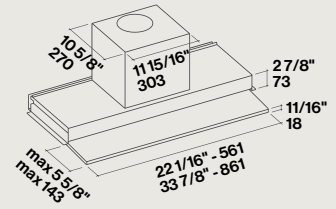
**KACL. 934**  
 Charcoal.Zeolite filter

**KACL.106**  
 Optional glass shelf  
 24" (60 cm)

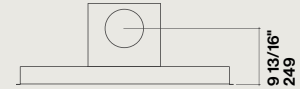
**KACL.107**  
 Optional glass shelf  
 36" (90 cm)

**KCVJN.00#3**  
 Optional telescopic chimney  
 h 72 13/16" (185 cm)  
 + h 72 13/16" (185 cm)

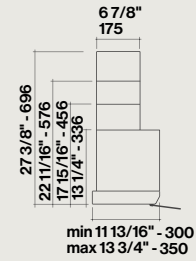
**KCVJN.01#3**  
 Optional chimney  
 h 47 1/4" (120 cm)



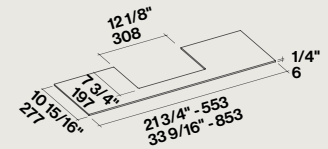
Rear view



Optional chimney

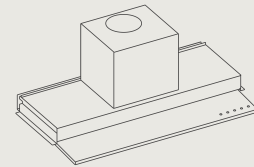


Optional shelf



**Control**

Indication of controls on the frontal panel (The control is in the upper side).





## VIRGOLA

›Scotch brite stainless steel ›Tempered turning glass ›Electronic control ›Led lighting ›Metallic grease filter, removable and washable ›Optional charcoal filter.

**Built-in**  
24" (60 cm)  
36" (90 cm)

**Motor and Control**  
280 CFM  
3 speed electronic control

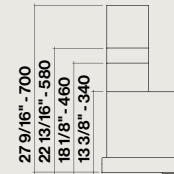
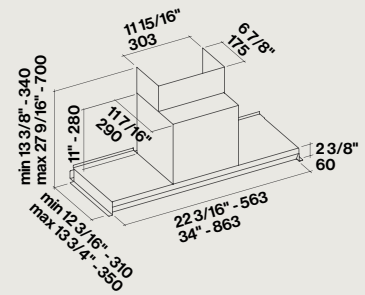
**Filters**  
Charcoal: 3

**Lighting**  
Led 2x1,2 W (3200 K)

**Minimum distance  
from cook top surface**  
20 1/2" (52 cm)

**FDVRG24W3SS**  
Built-in - 24" (60 cm)  
280 CFM

**FDVRG36W3SS**  
Built-in - 36" (90 cm)  
280 CFM







**DOWN DRAFT**

- ›Scotch brite stainless steel (AISI 304)
- ›Tempered white or black glass or steel panel
- ›Perimeter suction
- ›Touch control + 24 h
- ›Led lighting
- ›Top filter removable and washable
- ›Optional remote control.

*Available optional accessories:  
Remote motors.*

**36" (90 cm)  
48" (120 cm)**

**Motor and Control**  
600 CFM  
4 speed touch control

**Lighting**  
Led Strip 10 W (5500 K)

**Minimum distance  
from cooker top**  
2 3/8" (60 mm)

**FDDOW36T6SGW**  
**Down Draft – 36" (90 cm)**  
White

**FDDOW36T6SGB**  
**Down Draft – 36" (90 cm)**  
Black

**FDDOW36T6SS**  
**Down Draft – 36" (90 cm)**  
Steel

**FDDOW48T6SGW**  
**Down Draft – 48" (120 cm)**  
White

**FDDOW48T6SGB**  
**Down Draft – 48" (120 cm)**  
Black

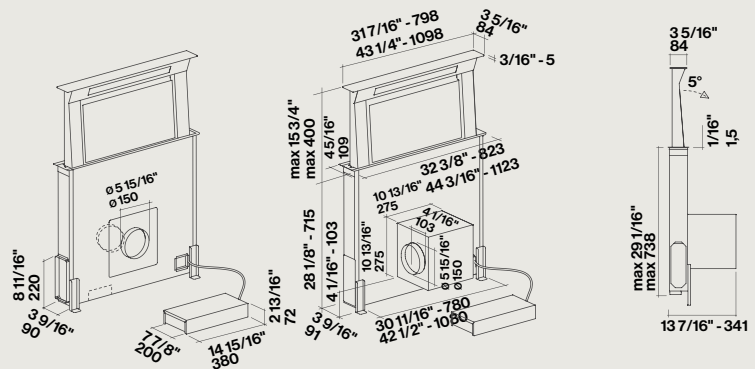
**FDDOW48T6SS**  
**Down Draft – 48" (120 cm)**  
Steel

**KACL.930**  
Kit Carbon.Zeo filters

**105080053**  
**Optional remote control**



**Cut-out size**  
36" (90 cm): 3" 7/8 x 31" 7/8  
48" (120 cm): 3" 7/8 x 43" 11/16













FASTEEL

Absolutely no fingerprints.

With Fasteel fingerprint-proof steel, the hood stays beautiful and shiny thanks to the innovative “No Finger-Print technology”. This is a special finish that prevents the appearance of halos and fingerprints on the surface, thus making cleaning a breeze.



**LUX**

›Scotch brite Fasteel no finger prints ›Etched tempered extra light glass ›Perimeter suction ›Electronic control ›Neon lighting ›Metallic grease filter, removable and washable ›Optional charcoal filter.

**Wall**  
**36" (90 cm)**

**Motor and Control**

500 CFM  
 4 speed electronic control

**Filters**

Charcoal: 3

**Lighting**

Neon 2x21 W

**Minimum distance from cook top surface**  
 25 9/16" (65 cm)

**FFLUX36W5SS**

**Wall - 36" (90 cm)**

Fasteel - 500 CFM

**Island**  
**36" (90 cm)**

**Motor and Control**

500 CFM  
 4 speed electronic control

**Filters**

Charcoal: 3

**Lighting**

Neon 2x28 W

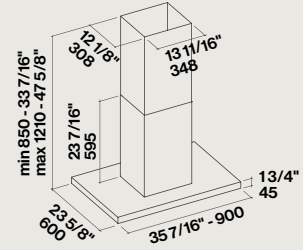
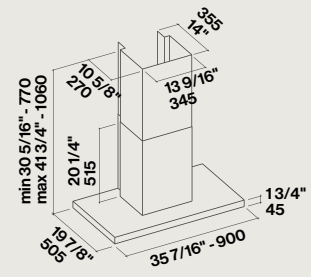
**Minimum distance from cook top surface**  
 25 9/16" (65 cm)

**FFLUX36I5SS**

**Island - 36" (90 cm)**

Fasteel - 500 CFM

WALL. Without extension: chimney H 22" (560 mm) / with extension: chimney H min. 35 5/16" (770 mm) - max 41 3/4" (1060 mm). ISLAND. Without extension: chimney H 25 3/16" (640 mm) / with extension: chimney H min. 33 7/16" (850 mm) - max 47 5/8" (1210 mm).





**PLANE TOP**

›Scotch brite Fasteel no finger prints ›Perimeter suction ›Electronic control ›Led lighting ›Metallic grease filter, removable and washable ›Optional charcoal filter.

**Wall**  
**36" (90 cm)**  
**48" (120 cm)**

**Motor and Control**  
 500 CFM  
 4 speed electronic control

**Filters**  
 Charcoal: 3

**Lighting**  
 Led  
**36" (90 cm)**  
 2x1,2 W (3200 K)  
**48" (120 cm)**  
 3x1,2 W (3200 K)

**Minimum distance from cook top surface**  
 24 13/16" (63 cm)

**FFPLN36W5FS**  
**Wall - 36" (90 cm)**  
 Fasteel - 500 CFM

**FFPLN48W5FS**  
**Wall - 48" (120 cm)**  
 Fasteel - 500 CFM

**Island**  
**36" (90 cm)**

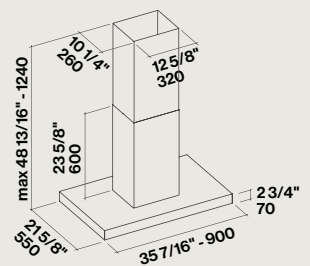
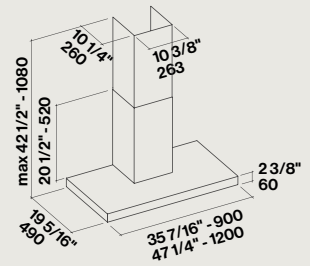
**Motor and Control**  
 500 CFM  
 4 speed electronic control

**Filters**  
 Charcoal: 3

**Lighting**  
 Led 4x1,2 W (3200 K)

**Minimum distance from cook top surface**  
 24 13/16" (63 cm)

**FFPLN36I5FS**  
**Island - 36" (90 cm)**  
 Fasteel - 500 CFM





## MIRA TOP

›Scotch brite Fasteel no finger prints ›Perimeter suction ›Electronic control ›Led lighting ›Metallic grease filter, removable and washable ›Optional charcoal filter.

**Wall**  
16" (40 cm)

### Motor and Control

500 CFM  
4 speed electronic control

### Filters

Charcoal: 3

### Lighting

Led 2x1,2 W (3200 K)

**Minimum distance  
from cook top surface**

23 5/8" (60 cm)

### FFMIR16W5FS

**Wall telescopic**

16" (40 cm)

Fasteel - 500 CFM

**Island**  
16" (40 cm)

### Motor and Control

500 CFM  
4 speed electronic control

### Filters

Charcoal: 6

### Lighting

Led 4x1,2 W (3200 K)

**Energy class**

B

**Minimum distance  
from cook top surface**

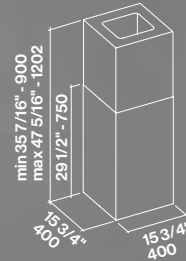
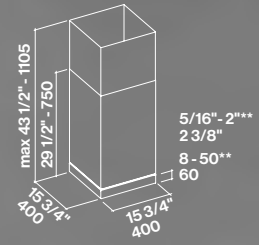
23 5/8" (60 cm)

### FFMIR16I5FS

**Island**

16" (40 cm)

Fasteel - 500 CFM



\*\*Adjustable gap.

ISLAND. Without extension: chimney H 29 1/2" (750 mm) / with extension: chimney H min. 35 7/16" (900 mm) - max 47 5/16" (1202 mm).





**RIALTO TOP**

›Scotch brite Fasteel no finger prints and black satin finishing sides ›Electronic control ›Led lighting ›Led ambient light ›Top filter removable and washable ›Optional charcoal filter.

**Wall – 24" (55 cm)**

**Motor and Control**

500 CFM  
4 speed electronic control

**Filters**

Charcoal: 6

**Lighting**

Led 2x1,2 W (3200 K)  
Led stripes  
2x2 W (5500 K)

**Minimum distance from cook top surface**

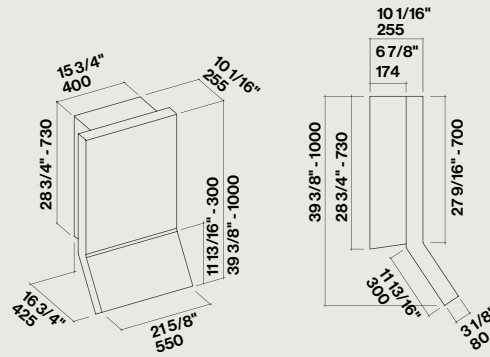
19 11/16" (50 cm)

**FFRIA24W5FS**

**Wall – 24" (55 cm)**

Fasteel – 500 CFM

Design Antoniazzi&Niolu



reddot design award  
winner 2010







# POTENZA

A collection that offers great value and performance.  
Falmec Potenza Series features two distinct power levels in most models to suit your individual needs. These models embody the classic characteristics of Italian design.



**MERCURIO**

- ›Scotch brite stainless steel ›Electronic control
- ›Led lighting ›Metallic grease filter, removable and washable ›Optional charcoal filter.

**Mercurio Wall**  
 24" (60 cm)  
 30" (76 cm)  
 36" (90 cm)

**Motor and Control**  
 280 CFM  
 3 speed Electronic control

**Filters**  
 Charcoal: optional

**Lighting**  
 Led 2x1,2 W (3200 K)

**Minimum distance from cook top surface**  
 24 13/16" (63 cm)

**FPMER24W3SS**  
**Mercurio Wall**  
 24" (60 cm)  
 280 CFM

**FPMER30W3SS**  
**Mercurio Wall**  
 30" (76 cm)  
 280 CFM

**FPMER36W3SS**  
**Mercurio Wall**  
 36" (90 cm)  
 280 CFM

**MercurioXL Wall**  
 30" (76 cm)  
 36" (90 cm)  
**MercurioXL Island**  
 36" (90 cm)  
 42" (106 cm)

**Motor and Control**  
 600 CFM  
 4 speed Electronic control

**Filters**  
 Charcoal: optional

**Lighting**  
 Wall: Led 2x1,2 W (3200 K)  
 Island: Led 4x1,2 W (3200 K)

**Minimum distance from cook top surface**  
 24 13/16" (63 cm)

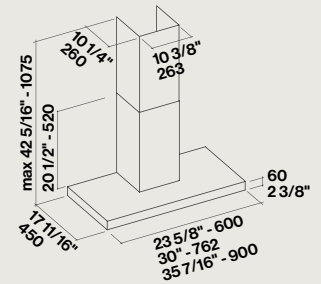
**FPMEX30W6SS**  
**MercurioXL Wall**  
 30" (76 cm)  
 600 CFM

**FPMEX36W6SS**  
**MercurioXL Wall**  
 36" (90 cm)  
 600 CFM

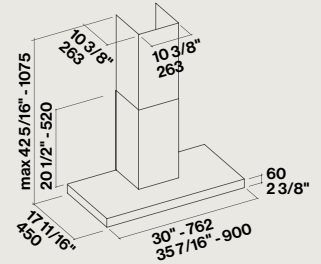
**FPMEX36I6SS**  
**MercurioXL Island**  
 36" (90 cm)  
 600 CFM

**FPMEX42I6SS**  
**MercurioXL Island**  
 42" (106 cm)  
 600 CFM

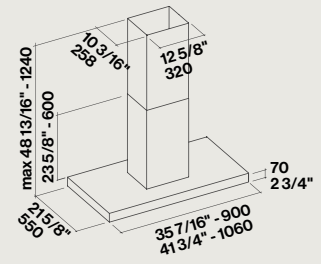
Mercurio Wall



Mercurio XL Wall



Mercurio XL Island





**VULCANO**

- ›Scotch brite stainless steel
- ›Electronic or mechanical control
- ›Led lighting
- ›Metallic grease filter, removable and washable or Labyrinth filters
- ›Optional charcoal filter.

**Vulcano Wall**  
**24" (60 cm)**  
**30" (76 cm)**  
**36" (90cm)**

**Motor and Control**  
**24" (60 cm)**  
 280 CFM  
 3 speed Mechanical control  
**30" (76 cm) / 36" (90 cm)**  
 280 CFM  
 3 speed Electronic control

**Filters**  
 Charcoal: optional

**Lighting**  
**24" (60 cm)**  
 No light  
**30" (76 cm) / 36" (90 cm)**  
 Led 2x1,2 W (3200 K)

**Minimum distance from cook top surface**  
 23 5/8" (60 cm)

**FPVUL24W3SS**  
**Vulcano Wall**  
**24" (60 cm)**  
 280 CFM

**FPVUL30W3SS**  
**Vulcano Wall**  
**30" (76 cm)**  
 280 CFM

**FPVUL36W3SS**  
**Vulcano Wall**  
**36" (90cm)**  
 280 CFM

**VulcanoXL Wall**  
**30" (76 cm)**  
**36" (90cm)**

**Motor and Control**  
 600 CFM  
 4 speed Electronic control

**Filters**  
 Charcoal: optional

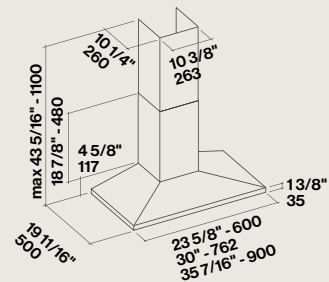
**Lighting**  
 Led 2x1,2 W (3200 K)

**Minimum distance from cook top surface**  
 23 5/8" (60 cm)

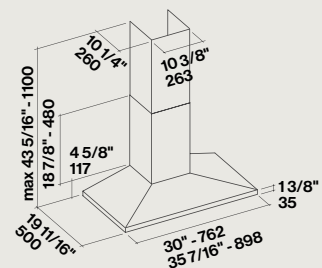
**FPVUX30W6SS**  
**VulcanoXL Wall**  
**30" (76 cm)**  
 600 CFM

**FPVUX36W6SS**  
**VulcanoXL Wall**  
**36" (90cm)**  
 600 CFM

*Vulcano Wall*



*Vulcano XL Wall*





**ARTEMIDE**

›Scotch brite stainless steel ›Electronic control  
›Led lighting ›Metallic grease filter, removable and washable ›Optional charcoal filter.

**ArtemideXL Wall**  
30" (76 cm)  
36" (90 cm)

**Motor and Control**  
600 CFM  
4 speed Electronic control

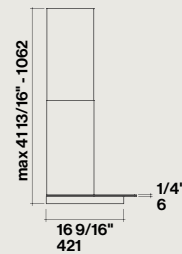
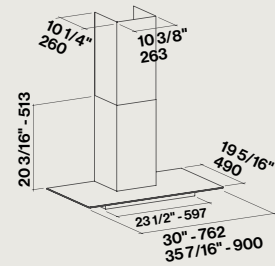
**Filters**  
Charcoal: optional

**Lighting**  
Led 2x1,2 W (3200 K)

**Minimum distance from cook top surface**  
23 5/8" (60 cm)

**FPARX30W6SG**  
ArtemideXL Wall  
30" (76 cm)  
600 CFM

**FPARX36W6SG**  
ArtemideXL Wall  
36" (90 cm)  
600 CFM





**AFRODITE**

- ›Scotch brite stainless steel
- ›Slider control ›Led lighting
- ›Metallic grease filter, removable and washable
- ›Optional charcoal filter.

**AfroditeXL Wall**  
**30" (76 cm)**  
**36" (90 cm)**

**Motor and Control**  
 600 CFM  
 3 speed Slider control

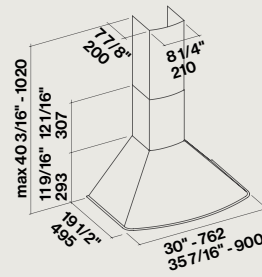
**Filters**  
 Charcoal: optional

**Lighting**  
 Led 2x1,2 W (3200 K)

**Minimum distance from cook top surface**  
 23 5/8" (60 cm)

**FPAFX30W6SS**  
**AfroditeXL Wall**  
**30" (76 cm)**  
 600 CFM

**FPAFX36W6SS**  
**AfroditeXL Wall**  
**36" (90 cm)**  
 600 CFM





## SABINA

- ›Scotch brite stainless steel
- ›Slider control ›Led lighting
- ›Metallic filter, removable and washable ›Optional charcoal filter.

**Built-in**  
**22" (56 cm)**  
**28" (72 cm)**

**Motor and Control**  
 280 CFM  
 3 speed slider

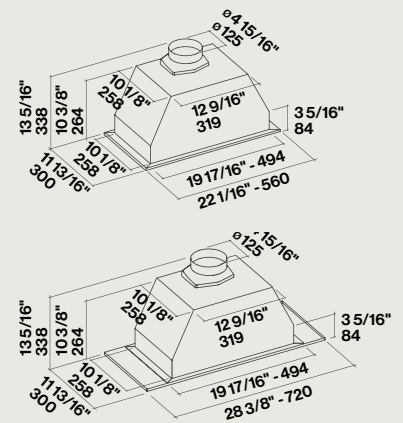
**Filters**  
 Charcoal: optional

**Lighting**  
 Led 2x1,2 W (3200 K)

**Minimum distance  
 from cook top surface**  
 24 7/16" (62 cm)

**FISAB22B3SS**  
**Built-in - 22" (56 cm)**  
 280 CFM

**FISAB28B3SS**  
**Built-in - 28" (72 cm)**  
 280 CFM



**Cut-out size**  
**10 5/17" (262) x 19 5/8" (498)**





## VALENTINA

- ›Scotch brite stainless steel ›Electronic control
- ›Led lighting ›Metallic grease filter, removable and washable ›Perimeter suction
- ›Optional charcoal filter.

**Built-in**  
**28" (72 cm)**  
**34" (87 cm)**

**Motor and Control**  
 500 CFM  
 4 speed electronic control

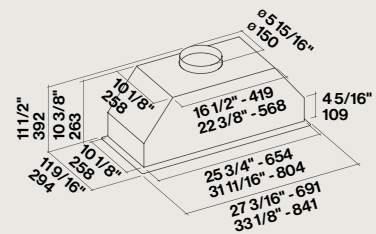
**Filters**  
 Charcoal: optional

**Lighting**  
**28" (72 cm)**  
 Led 2x1,2 W (3200 K)  
**34" (87 cm)**  
 Led 4x1,2 W (3200 K)

**Minimum distance**  
**from cook top surface**  
 24 7/16" (62 cm)

**FIVAL28B5SS-1**  
**Built-in - 28" (72 cm)**  
 500 CFM

**FIVAL34B5SS-1**  
**Built-in - 34" (87 cm)**  
 500 CFM



**Cut-out size**  
**28" (72 cm)**  
**10 5/16" (262) x 26 1/4" (666)**  
**34" (87 cm)**  
**10 5/16" (262) x 31 15/16" (812)**



**BUILT-IN MERCURIO**

›Scotch brite stainless steel ›Electronic control  
›Led lighting ›Metallic grease filter, removable and washable ›Optional charcoal filter.

**Built-in**  
30" (76 cm)  
36" (90 cm)

**Motor and Control**  
280 CFM  
3 speed Electronic control

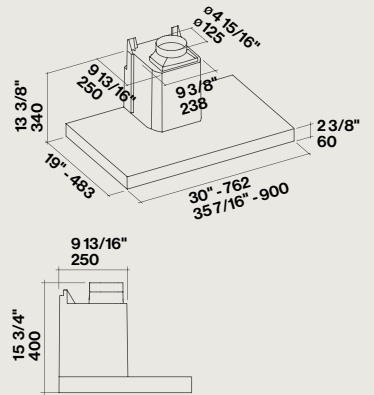
**Filters**  
Charcoal: optional

**Lighting**  
Led 2x1,2 W (3200 K)

**Minimum distance from cook top surface**  
23 5/8" (60 cm)

**FPMEU30B3SS**  
Built-in - 30" (76 cm)  
280 CFM

**FPMEU36B3SS**  
Built-in - 36" (90 cm)  
280 CFM





**MARA**

- ›Scotch brite stainless steel ›Slider control
- ›Led lighting ›Metallic grease filter, removable and washable ›Optional charcoal filter.

**Built-in**  
**22" (56 cm)**  
**28" (72 cm)**

**Motor and Control**  
 600 CFM  
 3 speed Slider control

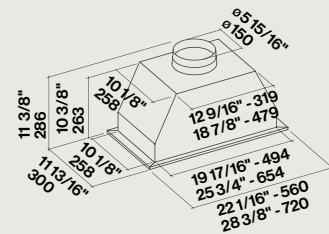
**Filters**  
 Charcoal: optional

**Lighting**  
 Led 2x1,2 W (3200 K)

**Minimum distance  
 from cook top surface**  
 23 5/8" (60 cm)

**FIMAR22B6SS**  
**Built-in – 22" (56 cm)**  
 600 CFM

**FIMAR28B6SS**  
**Built-in – 28" (72 cm)**  
 600 CFM



**Cut-out size**  
**22" (56 cm)**  
**10 5/16" (262) x 19 5/8" (498)**  
**28" (72 cm)**  
**10 5/16" (262) x 26 1/4" (666)**



**DANILO**

- ›Scotch brite stainless steel
- ›Slider control ›Led lighting
- ›Labyrinth filters ›Optional charcoal filter.

**Built-in**  
28" (72 cm)

**Motor and Control**  
600 CFM  
3 speed Slider control

**Filters**  
Charcoal: optional

**Lighting**  
Led 2x1,2 W (3200 K)

**Minimum distance from cook top surface**  
23 5/8" (60 cm)

**FIDAN28B6SS-1**  
**Built-in – 28" (72 cm)**  
600 CFM

**Built-in**  
28" (72 cm)

**Motor and Control**  
2x500 CFM  
3+3 speed Slider control

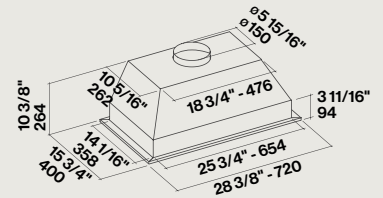
**Filters**  
Charcoal: optional

**Lighting**  
Led 2x1,2 W (3200 K)

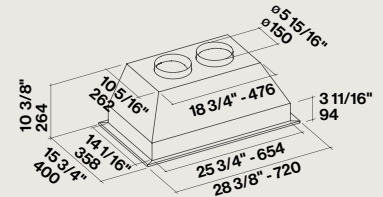
**Minimum distance from cook top surface**  
23 5/8" (60 cm)

**FIDAN28B9SS-2**  
**Built-in – 28" (72 cm)**  
2x500 CFM

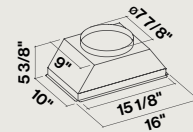
Danilo 28" (72 cm) - 600 CFM



Danilo 28" (72 cm) - 2x500 CFM



Transition required to go from 2x6" round duct to 1x8" round duct is included with all dual motor units in this series





**EROS**

- ›Scotch brite stainless steel
- ›Electronic control ›Led lighting
- ›Labyrinth filters
- ›Optional charcoal filter.

**Built-in**  
28" (72 cm)

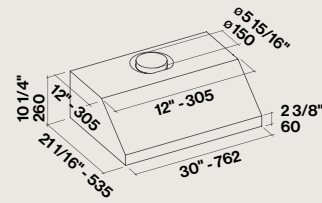
**Motor and Control**  
500 CFM  
4 speed Electronic control

**Filters**  
Charcoal: optional

**Lighting**  
Led 2x1,2 W (3200 K)

**Minimum distance  
from cook top surface**  
23 5/8" (60 cm)

**FPERO30U5SS**  
**Built-in - 28" (72 cm)**  
500 CFM

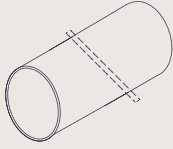






**ACCESSORIES**

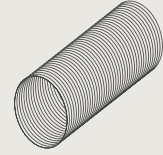
**Ducting accessories**



**Rigid round ducting**  
KACL.382  $\varnothing 4\ 15/16'' \times 47\ 1/4''$  ( $\varnothing 125 \times 1200$ )  
KACL.358  $\varnothing 5\ 15/16'' \times 47\ 1/4''$  ( $\varnothing 150 \times 1200$ )  
KACL.340  $\varnothing 7\ 7/8'' \times 47\ 1/4''$  ( $\varnothing 200 \times 1200$ )



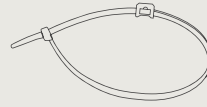
**Junction**  
KACL.343  $\varnothing 5\ 15/16''$  (150) /  $\varnothing 7\ 7/8''$  (200)



**Round aluminium ducting**  
extensible to 118".  
KACL.359  $\varnothing 4\ 15/16'' \times 32''$ -118"  
( $\varnothing 125\ \text{mm} \times 800$ -3000 mm)  
KACL.360  $\varnothing 5\ 15/16'' \times 32''$ -118"  
( $\varnothing 150\ \text{mm} \times 800$ -3000 mm)



**Round junction**  
KACL.384  $\varnothing 4\ 15/16''$  (125 mm)  
KACL.380  $\varnothing 5\ 15/16''$  (150 mm)  
KACL.342  $\varnothing 7\ 7/8''$  (200 mm)



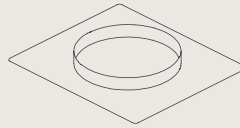
**Bracket for round ducting**  
KACL.392  $\varnothing 4\ 15/16''$  (125) /  $\varnothing 5\ 15/16''$  (150)



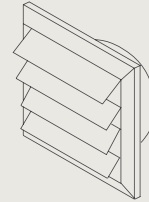
**Clamp for flexible ducting**  
KACL.363  $\varnothing 4\ 15/16''$  (125 mm)  
KACL.364  $\varnothing 5\ 15/16''$  (150 mm)



**Round elbow**  
KACL.390  $\varnothing 4\ 15/16''$  (125 mm)  
KACL.391  $\varnothing 5\ 15/16''$  (150 mm)  
KACL.341  $\varnothing 7\ 7/8''$  (200 mm)



**Flange**  
KACL.396  $\varnothing 7\ 7/8''$  (200 mm)



**Gravity wings grid**  
KACL.347  $\varnothing 4\ 15/16''$  (125 mm)  
KACL.348  $\varnothing 5\ 15/16''$  (150 mm)

**Remote control**



**Remote Control**  
105080053

**Magic Steel**



**Protective cleaning cloths for stainless steel surfaces.**

KACL.815 (box 10 pcs)



**Air flow conveyer for re-circulation versions**

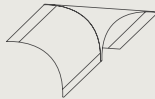
These accessories have been studied to improve the air flow in the re-circulation version of ventilating hoods. They will be available in three different version, depending on the dimension of the chimneys. The Kit includes a 1 13/16" (300 mm), 5 15/16" (150 mm) diameter piping to drive the air to the conveyer. AVAILABLE ONLY FOR 500 CFM MOTORS.



**Island**

Lumen - Lumen 175 - Lux - Mira Top - Plane - Plane Top

KACL.866



**Wall**

Lumen - Plane - Plane Top

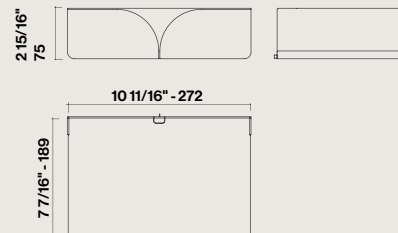
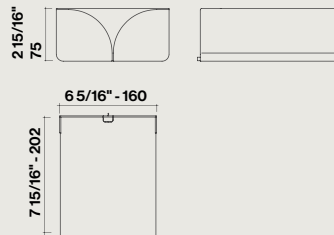
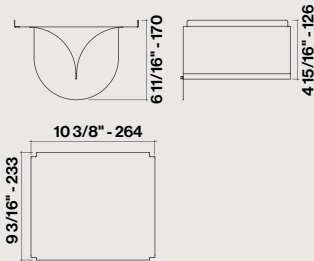
KACL.864



**Wall**

Flipper - Mira Top

KACL.865



## Filters

The filters are designed to optimize performance and collecting cooking greases. They can be washed in a dishwasher.



### Base

9 1/4"x9 5/8" (235x245 mm)  
cod. 101079900

9 1/4"x9 5/8" (235x245 mm)  
cod. 101079950\*

9 1/4"x9 5/8" (235x245 mm)  
cod. 101079951\*\*

10 13/16"x10 13/16" (274x274 mm)  
cod. 101080240

10 15/16"x 11 9/16" (277x294 mm)  
cod. 101080244

9 5/8"x 7 1/2" (245x190 mm)  
cod. 101080145

Quasar  
11 7/16"x12 13/16" (290x326 mm)  
cod. 101080241

Nuvola - Nube  
11 7/16"x 10 1/2" (290x267 mm)  
cod. 101080243

Virgola 24" (60 cm)  
9 5/8"x 8 1/8" (245x207 mm)  
cod. 101079909

Virgola 36" (90 cm)  
8"x8 1/8" (204x207 mm)  
cod. 101079910

\* Painted white  
\*\* Painted black



### Top

Plane NRS®  
10 15/16"x 11 7/8" (278x301 mm)  
cod. 101080126

Prestige  
13 5/16"x8 1/2" (338x216 mm)  
cod. 101080095

Polar  
cod. KACL.841#1  
Down Draft 36" (90 cm)  
10"x8 1/2" (254x216 mm)

cod. 101080094  
Down Draft 48" (120 cm)  
15 15/16"x8 1/2" (404x216 mm)  
cod. 101080093



### AirFalmecc

Lumen Wall 24"  
Wall 10 15/16"x11 7/8" (278x301 mm)  
cod. 101078700

Lumen Wall 36"  
Wall 11 3/16"x11 7/8" (285x301 mm)  
cod. 101078702

Lumen Island 36"  
11 3/16"x11 7/8" (285x301 mm)  
cod. 101078703

### Balanced suction

Pressure and air velocity in the suction side of the hood are naturally higher in areas close to the motor. As a result, suction capacity is concentrated directly under the motor, leading to a general loss of performance, especially in the filter peripheral area. AirFalmecc, the new balanced filter system, features a new design that can overcome this limitation by redistributing the aspiration for maximum efficiency and a greater capacity of the extractor, even in the furthest corners of the hood.

## Filters



### Baffle

13 3/4" x 15 3/4" (400x350 mm)

cod. 101080195

13 3/4" x 13 3/4" (350x350 mm)

cod. 101080196



### Charcoal Filters

The anti-odour filters should only be installed in the ductless, re-circulating systems. The active carbon inside the filter absorbs cooking odours and smells. The carbon filters are consumed with use and we recommend replacing them every four months.

### Square

Square charcoal filter - type 3

cod. 103050107

### Round

Round charcoal filter ø8 3/8" (212 mm)

- type 2

cod. 103050102 (couple)

Round charcoal filter ø6 11/16" (170 mm)

- type 6

cod. 103050091 (couple)



### High Performance Charcoal Filters



The High Performance Charcoal filters used in the NRS® range are composed of a active charcoal filtering membrane in and an external metal grid. This filter therefore has the dual function of both retaining the cooking grease and eliminating odors.

A fundamental characteristic of these filters is their long life; active charcoal filters can be cleaned and regenerated by first washing them in the dishwasher (at a temperature not higher than 65°C/150°F) and then drying them into the oven at a temperature of 100°C/212°F for 10 minutes. Considering a normal use of the hood, after three years, the filter should be replaced.

Lumina NRS®

2x 101078900

Gruppo Incasso NRS®

KACL.920

Plane NRS®

KACL.921

**Extra lenght extension**

**H 28" (700 mm) Wall**

Lux  
KACL.490#X

Mercurio - Mercurio XL - Vulcano  
KACL.510#I

Plane Top  
KACL.510#X

Lumina NRS® - Plane NRS®  
KACL.570#I

**H 38" (960 mm) Wall**

Lux  
KACL.492#X

Mercurio - Mercurio XL - Vulcano  
KACL.512#I

Plane Top  
KACL.512#X

Lumina NRS® - Plane NRS®  
KACL.571#I

**H 48" (1200 mm) Island**

Mercurio - Mercurio XL  
KACL.557#I

Plane Top  
KACL.557#X

Lumina NRS® - Plane NRS®  
KACL.572#I

Lumen isola 175  
KACL.557#I + KACL.350

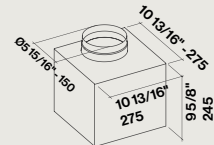
**Motors**



**Remote under-roof motor  
600 CFM**

Under-roof extractor fan 600 CFM.  
Kit external motor 23 feet (7 m) wiring.  
Suitable for hoods provided with  
500 CFM motor only  
(if used as remote under-roof unit).

KACL.798#21F



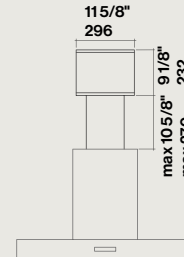
**NRS® Accessories**



**NRS® Silent/Conveyor**

In order to improve the air flow in the  
NRS® products, used in re-circulation  
versions, it is available a new accessory.  
This product gives to the customer the  
possibility to reduce the noise level.

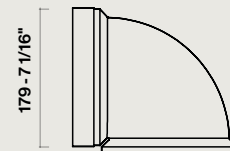
KACL.400



**PVC Low profile elbow for tight  
clearances**

Reduces overall height requirements by  
5 1/4 inches. Must be installed on wall-  
mounted NRS® products to fit in rooms  
where ceiling height is 8' or less.

KACL.605





**Falmec S.p.A**

via dell'Artigianato, 42 z.i.  
31029 Vittorio Veneto  
Treviso — Italy  
info@falmec.com

www.falmecnorthamerica.com

Falmec declines all responsibility for any inaccuracies contained in this catalogue due to typos and copying errors. This catalogue supersedes and replaces all previous ones.

Falmec Spa hereby reserves the right to make - at any moment and without prior notice - all the technical, aesthetic and functional alterations to the products that it believes necessary for their improvement. Models, images and technical solutions presented in this catalogue are protected by industrial property rights.

The printing process does not always faithfully reproduce tones and materials of original.

This catalogue is of exclusive property of Falmec Spa. All rights are reserved. Any form of total or partial reproduction of catalogue is strictly forbidden.



**credits**

**graphic design**  
Designwork

**photo**  
Paolo Contratti  
ContrattiCompany

**stylist**  
Vanda Gemino

**copy**  
Daniele Varelli